

A combined beta-beam and electron capture neutrino experiment

This article has been downloaded from IOPscience. Please scroll down to see the full text article.

JHEP06(2009)040

(<http://iopscience.iop.org/1126-6708/2009/06/040>)

[The Table of Contents](#) and [more related content](#) is available

Download details:

IP Address: 80.92.225.132

The article was downloaded on 03/04/2010 at 09:14

Please note that [terms and conditions apply](#).

A combined beta-beam and electron capture neutrino experiment

José Bernabéu,^a Catalina Espinoza,^a Christopher Orme,^b Sergio Palomares-Ruiz^c and Silvia Pascoli^b

^a*Departamento de Física Teòrica and IFIC (Universitat de València-CSIC),
E-46100 Burjassot, València, Spain*

^b*IPPP, Department of Physics, Durham University,
Durham DH1 3LE, United Kingdom*

^c*Centro de Física Teórica de Partículas, Instituto Superior Técnico,
1049-001 Lisboa, Portugal*

E-mail: Jose.Bernabeu@uv.es, M.Catalina.Espinoza@uv.es,
c.d.orme@durham.ac.uk, sergio.palomares.ruiz@ist.utl.pt,
silvia.pascoli@durham.ac.uk

ABSTRACT: The next generation of long baseline neutrino experiments will aim at determining the value of the unknown mixing angle, θ_{13} , the type of neutrino mass hierarchy and the presence of CP-violation in the lepton sector. Beta-beams and electron capture experiments have been studied as viable candidates for long baseline experiments. They use a very clean electron neutrino beam from the β -decays or electron capture decays of boosted ions. In the present article we consider an hybrid setup which combines a beta-beam with an electron capture beam by using boosted Ytterbium ions. We study the sensitivity to the CP-violating phase δ and the θ_{13} angle, the CP-discovery potential and the reach to determine the type of neutrino mass hierarchy for this type of long baseline experiment. The analysis is performed for different neutrino beam energies and baselines. Finally, we also discuss how the results would change if a better knowledge of some of the assumed parameters was achieved by the time this experiment could take place.

KEYWORDS: Neutrino Physics, CP violation

ARXIV EPRINT: [0902.4903](https://arxiv.org/abs/0902.4903)

Contents

1	Introduction	1
2	The beta-beam and electron capture combination	4
3	Experimental setups	7
3.1	Choice of γ and baseline	7
3.2	Choice of detector	9
4	Simulation and analysis	10
5	Results	11
5.1	Sensitivity to θ_{13} and δ	11
5.2	CP-violation discovery potential	17
5.3	Mass hierarchy determination	20
6	Discussion	20
7	Summary and conclusions	22

1 Introduction

In the past decade, atmospheric [1, 2], solar [3–5], reactor [6–8] and long-baseline accelerator [9, 10] neutrino experiments have provided compelling evidence for the phenomenon of neutrino oscillations. This has reshaped our understanding of the properties of elementary particles as it implies that neutrinos have mass and mix. The combined data can be described by two mass squared differences, Δm_{31}^2 and Δm_{21}^2 , where $\Delta m_{ji}^2 = m_j^2 - m_i^2$, whose current best fit values are $|\Delta m_{31}^2| = 2.4 \times 10^{-3} \text{ eV}^2$ and $\Delta m_{21}^2 = 7.65 \times 10^{-5} \text{ eV}^2$ [11]. The two mixing angles θ_{12} and θ_{23} drive the solar and KamLAND, and atmospheric and MINOS neutrino oscillations, respectively, and are measured to be $\sin^2 \theta_{12} = 0.304$ and $\sin^2 \theta_{23} = 0.50$ [11]. The third mixing angle, θ_{13} , is yet undetermined but is known to be small or zero. With available data, θ_{13} is constrained to be [11]

$$\sin^2 \theta_{13} < 0.040 \text{ (0.056)} \quad \text{at } 2\sigma \text{ (3}\sigma\text{)} . \tag{1.1}$$

It is interesting to note that very recently a first hint in favour of $\theta_{13} \neq 0$ has been found [12] in a combined analysis of atmospheric, solar and long-baseline reactor neutrino data, with:

$$\sin^2 \theta_{13} = 0.016 \pm 0.010 \quad \text{at } 1\sigma , \tag{1.2}$$

implying a preference for $\theta_{13} > 0$ at 90%CL. A different analysis [13] confirms the hint for $\theta_{13} \neq 0$ at 1.5σ from the analysis of solar and KamLAND data owing to the latest SNO results, but not the one from the atmospheric data.

Although the experimental progress in neutrino physics over the last decade has been conspicuous, many of the fundamental questions surrounding neutrinos still need to be addressed. Understanding of the physics beyond the Standard Model responsible for neutrino masses and mixing requires knowledge of the nature of neutrinos (whether Dirac or Majorana particles), the neutrino mass ordering (normal or inverted), the absolute neutrino mass scale, the value of the unknown mixing angle θ_{13} , and whether CP-symmetry is violated in the lepton sector. It will also be necessary to improve the precision on the known parameters, in particular to measure any deviation from maximal θ_{23} and, if so, to determine its octant.

Some of the issues above will be addressed by a future program of neutrino oscillation experiments [14]. In particular, long baseline experiments using conventional beams [10] and nuclear reactors [15] will be the first to explore θ_{13} below the current limit and maybe confirm the hint for $\theta_{13} \neq 0$ [12]. If θ_{13} is close to the present bound imposed by the running and near future experiments, the next generation of superbeams [16, 17], an extension of a conventional beam with an upgrade in intensity and detector size, and wide-band beams [18] will probe CP-violation and, for sufficiently long baseline, the neutrino mass hierarchy. For small values of θ_{13} or, if θ_{13} is large but a better precision on the neutrino parameters needs to be achieved, the community must turn to the novel concepts of the neutrino factory [19, 20] or beta-beam [21, 22]. Whereas conventional beams sourced from pion decays have an intrinsic contamination of electron neutrino at the $\sim 1\%$ level (owing to kaons in the beam), neutrino factories and beta-beams will have clean sources from highly accelerated muons and ions, respectively, producing a well-collimated beam. In a neutrino factory, muons (antimuons) are produced, cooled and accelerated to a high boost before being stored in a decay ring. The subsequent decay sources a muon neutrino (muon antineutrino) and electron antineutrino (electron neutrino) which are aimed at magnetised detectors located a very long distance from the source. The use of magnetised detectors is necessary to separate the ‘right muon’ disappearance signal from the ‘wrong muon’ appearance signal, which is sensitive to matter effects and CP-violation. A beta-beam will exploit accelerated ions that β -decay sourcing a clean, collimated, electron neutrino beam. Magnetised detectors will not be necessary in this case, the only requirement being possession of good muon identification to detect the appearance channels. Therefore, water Čerenkov (WC), totally active scintillator, liquid argon detectors and non-magnetised iron calorimeters could be used, depending on the peak energy.

The determination of the oscillation parameters is severely affected by degeneracies [23–27]; the possibility that different sets of the unknown parameters ($\text{sgn}(\Delta m_{31}^2)$, δ , θ_{13} , θ_{23} octant) can provide an equally good fit to the probability for neutrino and antineutrino oscillations, for fixed baselines and energy. Therefore, a high precision measurement of the appearance probabilities is not sufficient to discriminate the various allowed solutions. In order to weaken or resolve this issue, various strategies have been put forward: exploiting the energy dependence of the signal in the same experiment [18, 28], using

reactor neutrino experiments with an intermediate baseline [29], combining different long baseline experiments [30], adding the information on θ_{13} from reactor experiments [31], or using more than one baseline for the same beam [32–37]. In addition, θ_{13} controls the Earth matter effects in multi-GeV atmospheric [38–42] and in supernova neutrino oscillations [43] (see also ref. [44]). These might provide useful information on the type of neutrino mass hierarchy and θ_{13} ; the magnitude of the T-violating and CP-violating terms in neutrino oscillation probabilities is directly proportional to $\sin\theta_{13}$ [45, 46].

In beta-beam experiments, the energy dependence of the signal is typically used to extract information on the mass hierarchy and CP-violation. Matter effects increase with baseline and energy suggesting that setups with baselines > 600 km are necessary [28, 37, 47–51] for the determination of the type of neutrino mass ordering. Such strategies would make use of a proposed upgrade to the CERN Super Proton Synchrotron (SPS) which would equip the accelerator with fast superconducting magnets allowing high boosts and fast ramps. The latter are important to reduce the loss of ions through decay in the acceleration stage. A sister approach to the beta-beam is to use the neutrinos sourced from ions that decay mainly through electron capture [52–55]. If the electron capture decay is dominated by a single channel, then a monoenergetic electron neutrino beam can be produced this way. In this case, all the beam intensity can be concentrated at the appropriate energy to get the best sensitivity to the oscillation parameters. In order to disentangle the CP violating phase with neutrino beams only, one makes use of the different energy dependence of the CP-even and CP-odd terms in the appearance probability [46]. Electron capture competes with β^+ -decay when the Q_{EC} -value $> 2m_e$, m_e being the electron mass. With the ions identified in [52], the use of an upgraded SPS or the Tevatron¹ is necessary to source baselines in excess of CERN-Frejus (130 km). In this paper, we discuss a hybrid of these two approaches.² By selecting a nuclide with $Q_{\text{EC}} \sim 4$ MeV, we can make use of neutrinos from an electron capture δ -spike and β^+ continuous spectrum simultaneously. Assuming a detector with low energy threshold, the use of such ions allows one to exploit the information from the first and second oscillation maxima with a single beam, in a similar way to the approach used in ref. [28]. There the spectral information was used to remove some of the degeneracies and reach physics sensitivities comparable to the scenarios with a neutrino and antineutrino beam that are often presented in the literature. The use of the hybrid approach we propose makes it possible to use a monochromatic beam at higher energies and a beta-beam at lower energies. The need for good neutrino energy resolution at the higher energies will therefore be less crucial than for high- γ beta-beam scenarios. We considered two types of detectors, a 0.5 Mton WC detector and a 50 kton LAr/TASD detector. This allowed us to study the impact of the number of events, being proportional to detector fiducial mass, on the physics reach of the setups as well as the different capability to exploit the oscillatory pattern at high energy, WC detectors having poor energy resolution at energies > 1 GeV.

¹Note that the present Tevatron configuration does not ramp fast enough, resulting in a high loss of ions, so this might not be a very realistic experimental setup, at least in the present configuration.

²Note that the use of this hybrid approach was first mentioned in ref. [54], although the proposal, unlike the present case, was to use long-lived ions. In addition, the phenomenology of this approach was not studied.

The paper is organised as follows. In section 2, we introduce the hybrid idea and show two possible ions which could be used. In section 3 we present the different set-ups studied, discussing the choice of boost factor, baseline and various detector options. The description of the simulation and analysis is presented in section 4 and the results in section 5. The final discussion and conclusions are drawn in sections 6 and 7.

2 The beta-beam and electron capture combination

In this section we introduce the idea of the beta-beam and electron capture hybrid approach. We present the spectra of the two branches, their ratio and discuss two nuclides which have desirable properties.

The beta-beam is a proposal, originally put forward by P. Zucchelli [21], to accelerate and then store β -emitting ions, which subsequently decay to produce a well collimated, uncontaminated, electron neutrino (or antineutrino) beam. The high luminosities required to achieve a useful physics reach point towards ions with small proton numbers to minimise space charge and half-lives ~ 1 second to reduce ion losses during the acceleration stage whilst maintaining a large number of useful decays per year. The most promising candidate ions are ^{18}Ne and ^8B for neutrinos, and ^6He and ^8Li for antineutrinos. A variant on the beta-beam idea is the use of electron capture to produce monoenergetic neutrino beams. Electron capture is the process in which an atomic electron is captured by a bound proton of the ion $A(Z, N)$ leading to a nuclear state of the same atomic number A , but with the exchange of the proton by a neutron and the emission of an electron neutrino,

$$A(Z, N) + e^- \rightarrow A(Z - 1, N + 1) + \nu_e . \quad (2.1)$$

The idea of using this process in neutrino experiments was independently discussed in refs. [52, 54]. In ref. [55], ions with low Q_{EC} -value and long half-life, such as ^{110}Sn , were proposed to be accelerated to very high boosts with the LHC. Baselines of 250 km and 600 km were considered with the spectral information coming from the position of the events in the detector. Sensitivities comparable to a Neutrino Factory were obtained for a single boost. However, in order for electron capture machines to become operational, nuclei with shorter half-life are required. The recent discovery of nuclei far from the stability line with kinematically accessible super-allowed spin-isospin transitions to giant Gamow-Teller resonances (see, for example, ref. [56]) opens up such a possibility. The rare-Earth nuclei above ^{146}Gd have a short enough half-life to allow electron capture processes in the decay ring, in contrast to fully-stripped long-lived ions [54, 55]. This was the alternative put forward in ref. [52] where the use of short-lived ions with Q_{EC} -values around 1-4 MeV was proposed. Machines such as the SPS, an upgraded SPS and the Tevatron could then be used for the acceleration. The ion ^{150}Dy , with Q_{EC} -value 1.4 MeV, was investigated for the CERN-Frejus (130 km) and CERN-Canfranc (650 km) baselines and different boost factors. It was found to have very good physics reach [52, 53]. Owing to the monochromatic nature of the beam, multiple boosts are necessary to resolve the intrinsic degeneracy in this case.

In the following, we demonstrate how the flux for the electron capture/beta-beam can be built up by discussing them separately and comparing branching ratios. Let the mass difference between the parent and the daughter nuclei, $\Delta M_A^{\beta^+} = M_A(Z, N) - M_A(Z - 1, N + 1)$, include the mass and the binding energy of an atomic electron as well. For electron capture, the maximum kinetic energy release is thus given by $Q_{\text{EC}} = \Delta M_A^{\beta^+}$. For β^+ -decay, however, the final nucleus has an excess electron since a positron is produced. The maximum kinetic energy release is thus given by $Q_{\beta^+} = \Delta M_A^{\beta^+} - 2m_e$. Clearly for $(\Delta M_A^{\beta^+} =) Q_{\text{EC}} < 2m_e$, electron capture is the only allowed process for a proton-rich nucleus. For $Q_{\text{EC}} > 2m_e$, electron capture and positron emission compete, their branching ratios dependent on Q_{EC} . If decay through α emission is also allowed, it is important that this has a relatively low Q -value so as not to be the dominant channel.³ For a number of useful ion decays per year N_{ions} , the electron capture neutrino flux is given by [52, 53]

$$\frac{d\Phi_{\text{EC}}^{\text{lab}}}{d\Omega dE_\nu} = \frac{\Gamma}{\Gamma_{\text{tot}}} \frac{N_{\text{ions}}}{\pi L^2} \gamma^2 \delta(E_\nu - 2\gamma E_0^{\text{EC}}) \quad (2.2)$$

for each decay channel. Here, L is the baseline, γ is the Lorentz boost, $E_0^{\text{EC}} (= Q_{\text{EC}})$ is the neutrino energy in the ion rest frame and E_ν is the neutrino energy in the lab frame.

The flux for the β -spectrum is found in the usual way. In the rest frame of the ion, the electron neutrino flux is proportional to

$$\frac{d\Phi_\beta^{\text{rf}}}{d\cos\theta dE_{\text{rf}}} \sim E_{\text{rf}}^2 (E_0^\beta - E_{\text{rf}}) \sqrt{(E_{\text{rf}} - E_0^\beta)^2 - m_e^2}. \quad (2.3)$$

Here, $E_0^\beta (= Q_{\beta^+} + m_e = Q_{\text{EC}} - m_e)$ is the total end-point energy of the decay. The neutrino flux per solid angle at the detector located at distance L from the source after boost γ is [47]

$$\left. \frac{d\Phi_\beta^{\text{lab}}}{d\Omega dy} \right|_{\theta \simeq 0} \simeq \frac{N_{\text{ions}}}{\pi L^2} \frac{\gamma^2}{g(y_e)} y^2 (1 - y) \sqrt{(1 - y)^2 - y_e^2}, \quad (2.4)$$

where $0 \leq y = \frac{E_\nu}{2\gamma E_0^\beta} \leq 1 - y_e$, $y_e = m_e/E_0^\beta$, and

$$g(y_e) \equiv \frac{1}{60} \left\{ \sqrt{1 - y_e^2} (2 - 9y_e^2 - 8y_e^4) + 15y_e^4 \log \left[\frac{y_e}{1 - \sqrt{1 - y_e^2}} \right] \right\}. \quad (2.5)$$

Similarly to the case of electron capture, a neutrino with energy E_{rf} in the rest frame will have a corresponding energy $E_\nu = 2\gamma E_{\text{rf}}$ in the laboratory frame along the $\theta = 0^\circ$ axis.

All the known nuclear structure information on the $A = 148$ and $A = 156$ nuclides has been reviewed in ref. [57] and ref. [58], respectively, where the information obtained in various reaction and decay experiments is presented, together with adopted level schemes. Currently, a systematic study of electron capture decays in the region of ^{146}Gd , relevant for monoenergetic neutrino beams, is being carried out [59]. Here, we consider two nuclides,

³The α decay branching ratio is strongly dependent on the Q_{EC} -value. For low Q_{EC} , the α decay probability is sufficiently long as to allow the weak decay modes to be the main channels.

Decay (i-channel)	Daughter	Q_i^{eff} (MeV)	BR
β^+	$^{156}_{69}\text{Tm}^*$	2.44	52%
EC	$^{156}_{69}\text{Tm}^*$	3.46	38%
α	$^{152}_{68}\text{Er}$	4.81	10%

Table 1. Decay summary for $^{156}_{70}\text{Yb}$. The Q_{EC} -value for the transition between ground states is 3.58 MeV and taking into account the excitation energy of the final nuclear state (0.12 MeV), the effective $Q_{\text{EC}}^{\text{eff}}$ -value is 3.46 MeV [58, 59].

Decay (i-channel)	Daughter	Q_i^{eff} (MeV)	BR
β^+	$^{148}_{64}\text{Gd}^*$	2.05	32%
EC	$^{148}_{64}\text{Gd}^*$	3.07	68%

Table 2. Decay summary for $^{148m}_{65}\text{Tb}$. The Q_{EC} -value for the transition between ground states is 5.77 MeV and the effective $Q_{\text{EC}}^{\text{eff}}$ -value to the excited state is 3.07 MeV [57, 60, 61].

$^{156}_{70}\text{Yb}$ and $^{148m}_{65}\text{Tb}$, that decay through electron capture and β^+ -decay with similar branching ratios whose lifetimes are not too long or too short. Their decays are summarised in tables 1 and 2. Ytterbium is a nuclide $^{156}_{70}\text{Yb}$ with spin-parity 0^+ , which decays 90% via electron capture plus β^+ -decay [58], with 38% via electron capture and 52% via β^+ -decay [59]. The remaining 10% goes into alpha particles and a different final state. This relatively small branching ratio into alphas helps the nuclide to have a short enough half-life, 26.1 seconds. It is important to note that this electron capture- β^+ -decay transition has only one possible daughter state with spin-parity 1^+ , i.e., it is a Gamow-Teller transition into an excited state of Thulium, $^{156}_{69}\text{Tm}^*$. The transition Q_{EC} -value is⁴ Q_{EC} -value = 3.58 MeV. However, the excitation energy of the final nuclear state (0.12 MeV) needs to be taken into account and thus, the effective Q_{EC} -value (difference in the total kinetic energies of the system after and before the decay) is 3.46 MeV [58]. The electron capture energy of ~ 4 MeV is well suited to the intermediate-baselines of Europe and the USA with the available technology, or those available with future upgrades. On the other hand, the $^{148m}_{65}\text{Tb}$ isomer with spin-parity 9^+ has a Q_{EC} -value of 5.77 MeV [57, 60]. Although the decay to the ground state of $^{148}_{64}\text{Gd}$ is highly forbidden, the presence of a Gamow-Teller resonance allows the decay into an excited state with effective Q -value 3.07 MeV [61]. This nuclide is longer lived than $^{156}_{70}\text{Yb}$ (with a half-life of 2.2 minutes) and will require slightly higher boosts. It is still well suited to intermediate baselines. However, the dominance of the electron capture over the β^+ -decay channel makes this nuclide less desirable. The count rate will be dominated by the single energy of the electron capture which provides insufficient information to obtain the good sensitivities aspired to by future long baseline experiments. It was shown in refs. [52, 53] that two runs with different boosts are neces-

⁴ Q_{EC} -values are typically calculated between ground states unless stated otherwise.

Machine	γ_{\max}	$2\gamma_{\max}Q_{\text{EC}}^{\text{eff}}$ (GeV)	$2\gamma_{\max}Q_{\beta^+}^{\text{eff}}$ (GeV)
SPS	166	1.15	0.81
Upgraded SPS	369	2.55	1.80

Table 3. Maximum boosts and neutrino endpoint energies for ^{156}Yb available for the current SPS setup and a proposed 1 GeV upgraded SPS.

sary for an exclusive or dominant electron capture channel to break the intrinsic degeneracy and achieve good CP-violation discovery. Hence, in what follows we will study this hybrid approach focusing on ^{156}Yb .

3 Experimental setups

In this section we consider different boosts, baselines and detectors. We first discuss the available (or possible future) accelerator technology and identify the possible boost factors in combination with different baselines. We then discuss the main characteristics of the detectors considered in the analysis.

3.1 Choice of γ and baseline

In this paper we consider the use of a neutrino beam sourced from boosted ^{156}Yb ions directed along a single baseline. As described above, both the electron capture and β^+ -decay channels are to an excited state of ^{156}Tm with a Q_{EC} -value of 3.46 MeV. In order to fully exploit the electron capture decay mode, the nuclides cannot be fully stripped; at least 16 electrons being left on the ion [62]. The maximum boost, γ_{\max} , available is thus

$$\gamma_{\max} = \frac{E_{\text{acc}}}{m_p} \frac{Z - 16}{A}, \tag{3.1}$$

where m_p is the mass of the proton and E_{acc} is the maximum energy accessible with the accelerator. Current and future accelerator facilities would be an ideal production environment. In this analysis, we consider the maximum boosts available from the current SPS and upgraded SPS (see table 3) for the following baselines:

1. **Boost $\gamma = 166$ with current SPS**

- CERN-Frejus (130 km)
- CERN-Canfranc (650 km)

2. **Boost $\gamma = 369$ with an upgraded SPS**

- CERN-Canfranc (650 km)
- CERN-Boulby (1050 km)

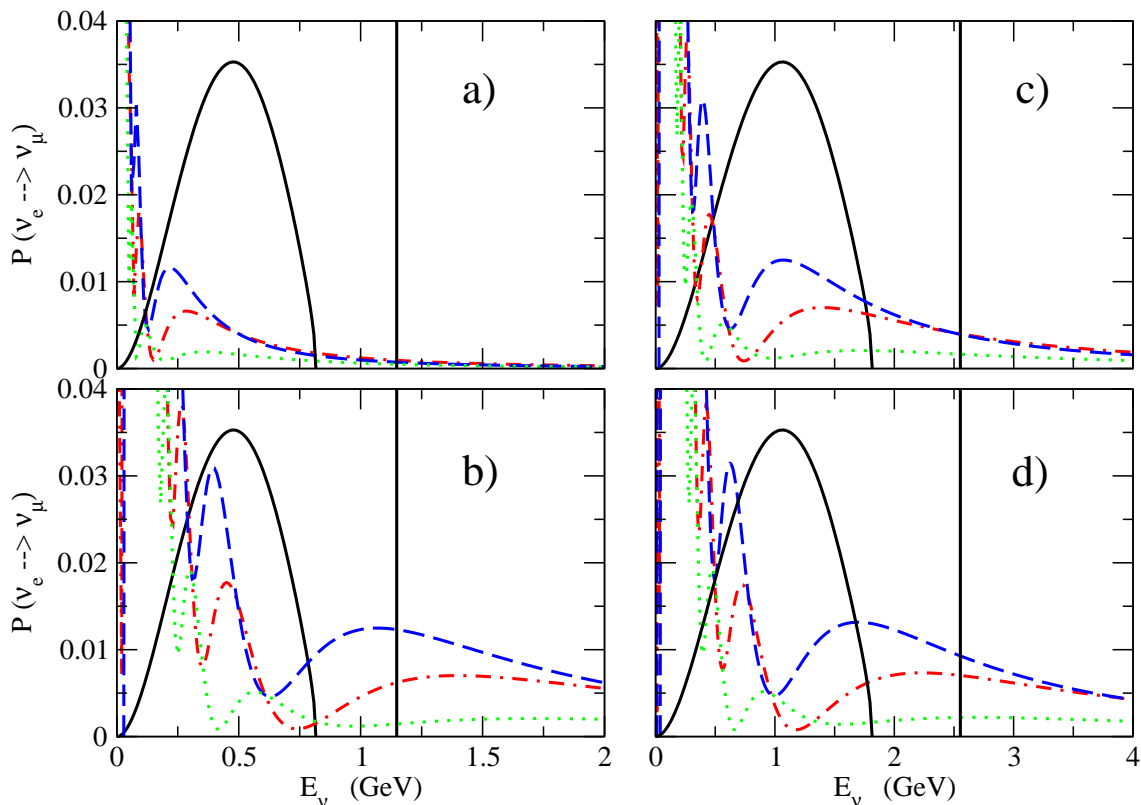


Figure 1. $\nu_e \rightarrow \nu_\mu$ appearance probabilities for the (*Panel a*) CERN-Frejus (130 km), (*Panel b*) CERN-Canfranc (650 km), (*Panel c*) CERN-Canfranc (650 km) and (*Panel d*) CERN-Boulby (1050 km) baselines. In all cases, the dash-dotted lines correspond to $\delta = 0^\circ$, dashed lines to $\delta = 90^\circ$ and dotted lines to $\delta = -90^\circ$. The value $\sin^2 2\theta_{13} = 0.01$ was taken for all curves. The unoscillated ν_e flux in the laboratory frame is also shown (solid lines) for ^{156}Yb given a boost $\gamma = 166$ (left panels) and $\gamma = 369$ (right panels) in arbitrary units.

With the current magnetic rigidity of the SPS, the electron capture spike can be placed on first oscillation for the CERN-Canfranc baseline (650 km) with the beta-beam spectrum peaking around the second oscillation maximum (see figure 1). A detector with a low energy threshold is necessary to exploit the oscillatory structure of the appearance probability. The second option would make use of the upgrades to the CERN accelerator facilities necessary for suggested LHC upgrades. With a 1 TeV SPS, the electron capture beam could be placed at first oscillation maximum, or on the probability tail, for the CERN-Boulby baseline (1050 km) or, using the Tevatron, for the FNAL-Homestake baseline (1280 km). With an energy threshold of 250 MeV, these setups could exploit the information at second oscillation maximum to resolve some of the degeneracies in an approach analogous to ref. [28], where the boost for ^{18}Ne was chosen so that the boosted spectrum covered both first and second maximum. Owing to the spectral nature of the decay, in the analysis in ref. [28] it was difficult to determine to what extent the highest energies contribute to the overall sensitivity of the setup. With the electron capture beta-beam combination we can

investigate this issue as it is possible to place the electron capture spike on first oscillation maximum or on its tail whilst the beta-beam spectrum has minimal coverage of that energy range. In our analysis we perform (θ_{13}, δ) sensitivity contours through the consideration of each decay channel separately and their combination. This allows us to investigate the importance of the contribution of each decay channel and evaluate if the importance of the low and high energy contributions to the overall sensitivity.

3.2 Choice of detector

In a beta-beam, one aims to exploit the $\nu_e \rightarrow \nu_\mu$ channel; a detector with excellent muon identification capabilities and efficient neutral current background rejection is therefore required. For energies below ~ 1 GeV, water-Čerenkov detectors are typically chosen with the muons identified through the use of quasi-elastic events (QE). Efficient reduction of neutral current events and (subdominant) pions is through the identification of the decay process. For higher energies, the number of QE events drops sharply where the deep inelastic scattering (DIS) component dominates the cross section. Water-Čerenkov detectors are usually not the best choice for the higher energies owing to high backgrounds and poor neutrino energy resolution. For large boosts, the 50 kton class of detectors such as liquid argon (LAr), using time projection chamber techniques, or total active scintillator detector (TASD), based on tracking calorimeter principles, are usually considered. In addition to QE events, these technologies also measure the energy deposited through the hadronic channels and DIS events are in principle also distinguishable. Their main disadvantage is their size which is far smaller than the next generation water-Čerenkov detectors discussed in the literature which typically have fiducial masses in the megaton scale.

For a pure electron capture machine, the choice of detector technology does not depend on its energy reconstruction capabilities. In this case, the neutrino energy is given by the choice of ion and boost factor leaving no need to reconstruct the neutrino energy in the detector. For the hybrid approach we consider, it is possible, in principle to separate the energy of the line spectrum from the continuous spectrum. Suppose we identify an event and classify it as being a QE elastic event with energy $E_\nu(\text{QE})$, then it must be the case that the true energy $E_\nu^{\text{true}} \geq E_\nu(\text{QE})$. Thus, if one measures $E_\nu(\text{QE}) > 2\gamma E_0^\beta$, then this event must be attributed to the electron capture flux and hence, it is not necessary to reconstruct more precisely the true neutrino energy. The separation between the energy of the electron capture spike and the end-point energy of the beta-spectrum is $2m_e\gamma$. This should render the distinction between the electron capture and the beta-beam fluxes possible. We will assume this throughout the paper.

In the analysis, we will follow two strategies regarding the detector type. We consider a generic detector technology, which could be LAr or TASD, with a fiducial mass of 50 kton and assume that the neutrino spectral information can be extracted from the charged current events. On the other hand we also consider a 0.5 Mton (fiducial) water-Čerenkov detector. In this case, following the prescription described above, we assume the neutrino energy from beta-beam events can only be reconstructed for QE events. However, we do include the information from the inelastic events. As no spectral information is possible for

those events, we include them in a single bin. We will take perfect efficiency for the 50 kton detector (which can be easily scaled), and 70 % efficiency for the water-Čerenkov detector.

4 Simulation and analysis

Based on the selected boost factors, baselines and type of detector we have discussed in detail in the previous section, in our analysis we will study and compare six different setups:

1. 50 kton detector (LAr or TAsD) with 2×10^{18} ions/yr

- Setup I: CERN-Frejus (130 km) and $\gamma = 166$
- Setup II: CERN-Canfranc (650 km) and $\gamma = 166$
- Setup III: CERN-Canfranc (650 km) and $\gamma = 369$
- Setup IV: CERN-Boulby (1050 km) and $\gamma = 369$

2. 0.5 Mton water-Čerenkov detector with 2×10^{18} ions/yr

- Setup III-WC: CERN-Canfranc (650 km) and $\gamma = 369$
- Setup IV-WC: CERN-Boulby (1050 km) and $\gamma = 369$

The choice of the number of ions per year, 2×10^{18} ions/yr, is similar to the rates achievable for other ions, like Ne, He, B and Li. However, the ion production rate for ^{156}Yb , or other proton-rich nuclei, has not been studied in detail so far and a realistic estimate should be made. We will take a running time of 10 years for all the experimental configurations considered.

The number of events is computed for each energy bin i , given by

$$n_i = \mathcal{N} \int dE \Phi(E) P(E) \sigma(E) K_i(E), \tag{4.1}$$

where \mathcal{N} is a constant which takes into account the efficiency, the mass of the detector and the running time, $\Phi(E)$ is the neutrino flux spectrum at the detector, $P(E)$ is the probability function, $\sigma(E)$ represents the total, QE or DIS cross section (as described in the previous section) and $K_i(E)$ is the energy smearing kernel for the i th bin for which we take a Gaussian energy resolution function with a constant width of 150 MeV.

In the experimental simulations performed in this study, our analysis is based on the following χ^2 definition

$$\chi^2 = \sum_{i,j} \left(n_i^t - n_i^f \right) C_{ij}^{-1} \left(n_j^t - n_j^f \right), \tag{4.2}$$

where n_i^f are the predicted (or fitted) number of events for a certain oscillation hypothesis, and n_i^t are the simulated “data” for the true values of the parameters. The covariance matrix C given by

$$C_{ij} = \delta_{ij} (\delta n_i^t)^2, \tag{4.3}$$

where $(\delta n_i^t) = \sqrt{n_i^t + (f_{\text{sys}} \cdot n_i^t)^2}$, contains both statistical and a 2% overall systematic error ($f_{\text{sys}} = 0.02$). In addition, we assume an intrinsic beam background of 0.1 % of

the unoscillated spectrum originating from neutral current pion production and muons misidentified as electrons. In the energy range of interest, there are about 30 atmospheric neutrino events per kton-year which could mimic a muon coming from a $\nu_e \rightarrow \nu_\mu$ oscillation. We take 10^{-3} as the accelerator duty factor so that this atmospheric background amounts to 0.03 events per kton-year.

In all setups considered in this paper, for the beta-beam part we take an energy threshold of 250 MeV and use 200 MeV bins above that value, except for non-QE events in water-Čerenkov detectors which are grouped in a single bin. For the electron capture events we always take a single bin. Unless otherwise stated, we impose restrictions on certain subsets of the fitted parameters in order to account for external information from other experiments. Thus, we introduce the so-called *priors*. Hence, if we want to restrict some parameter κ , we introduce the central value κ_c of the prior and the input error σ_κ , and the actual minimisation is performed over the modified χ^2 function

$$\chi^2 \rightarrow \chi^2 + \frac{(\kappa - \kappa_c)^2}{\sigma_\kappa^2}. \quad (4.4)$$

In this work, we set priors for the experimentally known oscillation parameters, taking their best fit values as central values [11] of the corresponding priors, and the half width of one standard deviation of their best fit values as the corresponding input errors. Specifically, Δm_{21}^2 , $|\Delta m_{31}^2|$, $\sin^2 \theta_{12}$ and $\sin^2 \theta_{23}$ have been given errors 3%, 5%, 7% and 14% respectively. We marginalise over θ_{13} and δ over their entire range.

5 Results

In this section we present and discuss the results of our detailed numerical analysis of the various setups. In order to understand some of the features of these results, it is useful to consider an analytical approximation for the oscillation probability which for these energies and baselines is given by [63] (see also ref. [64]):

$$\begin{aligned} P(\nu_e \rightarrow \nu_\mu, L) \simeq & \sin^2 \theta_{23} \sin^2 2\theta_{13} \left(\frac{\Delta_{13}}{A - \Delta_{13}} \right)^2 \sin^2 \left(\frac{(A - \Delta_{13})L}{2} \right) \\ & + \cos \theta_{13} \sin 2\theta_{13} \sin 2\theta_{23} \sin 2\theta_{12} \frac{\Delta_{12}}{A} \frac{\Delta_{13}}{A - \Delta_{13}} \sin \left(\frac{AL}{2} \right) \sin \left(\frac{(A - \Delta_{13})L}{2} \right) \cos \left(\frac{\Delta_{13}L}{2} + \delta \right) \\ & + \cos^2 \theta_{23} \sin^2 2\theta_{12} \left(\frac{\Delta_{12}}{A} \right)^2 \sin^2 \left(\frac{AL}{2} \right), \end{aligned} \quad (5.1)$$

where $\Delta_{12} \equiv \Delta m_{21}^2 / (2E)$ and $\Delta_{13} \equiv \Delta m_{31}^2 / (2E)$. We use the constant density approximation for the index of refraction in matter $A \equiv \sqrt{2} G_F \bar{n}_e(L)$, with $\bar{n}_e(L) = 1/L \int_0^L n_e(L') dL'$ the average electron number density. We analyse the sensitivity to θ_{13} and δ for all the setups, and discuss the discovery reach for CP-violation and the type of neutrino mass ordering.

5.1 Sensitivity to θ_{13} and δ

Setups I and II. Setups I and II use a low boost factor, $\gamma = 166$ and a 50 kton detector, implying relatively low count rates. We find that the sensitivity to θ_{13} and δ is very limited as a consequence. Violation of CP can be established only for a small range of values of the

δ phase and only if θ_{13} is close to the present bounds. The beta-beam channel contributes very little to the overall sensitivity of the setup. This is due to the γ^2 -dependence of a beta-beam flux. The small flux, when combined with the small cross-sections at the energies centred on second oscillation maximum, supplies a scarce count rate. The bulk of the sensitivity is therefore due to the electron capture channel placed on first oscillation maximum, as seen in figure 2. The performance of the beta-beam (upper row), electron capture (middle row) and their combination (lower row) is shown for $\theta_{13} = 1^\circ$ and $\delta = 90^\circ$ for setup I (left column) and setup II (right column), at 90%, 95% and 99% confidence level (CL). The hierarchy clone solution has been included but does not change significantly our findings.

Setups III and III-WC. We have also examined the effect of placing the electron capture beam in the tail of first oscillation maximum. This gives the beta-beam coverage of the second oscillation maximum and substantial portions of the first oscillation maximum. For the CERN-Canfranc baseline and a boost $\gamma = 369$, we find that the roles of electron capture and the beta-beam are reversed compared to $\gamma = 166$. The beta-beam spectrum is peaked around ~ 1 GeV while the EC energy is of 2.55 GeV. As shown in figure 1, the neutrino beta-beam spectrum is a good fit for the appearance probability at Canfranc, its peak sitting around the first oscillation maximum. The beta-beam now contributes much more to the sensitivity as it provides substantial information from the first oscillation maximum and a much higher count rate from the second oscillation maximum.

In figure 3 and figure 4 we show the 90%, 95% and 99% CL contours for the setup III and setup III-WC, respectively, assuming that the hierarchy is normal and $\theta_{23} = 45^\circ$. In figure 3, we present contours for $\delta = 90^\circ$ and for the cases $\theta_{13} = 1^\circ$ (left column) and 3° (right column). Similarly to figure 2, in figure 3, we have included the contributions from both the β^+ -decay (upper row) and electron capture (middle row) channels separately to investigate their relative impact, in addition to the total sensitivity (lower row).

Figure 4 shows the results for $\theta_{13} = 1^\circ$ (left column) and 3° (right column) and four values for δ , including the hierarchy clone solution. Comparing the results for the setup III and setup III-WC, one can understand the effect of the event rate. We see that the 0.5 Mton WC detector gives a much better resolution, although not as much as one would naïvely expect from its larger size. As commented above, the substantially bigger size of the detector cannot be fully exploited due to the fast drop of the QE cross section at energies above 1 GeV, where the first oscillation maximum lies.

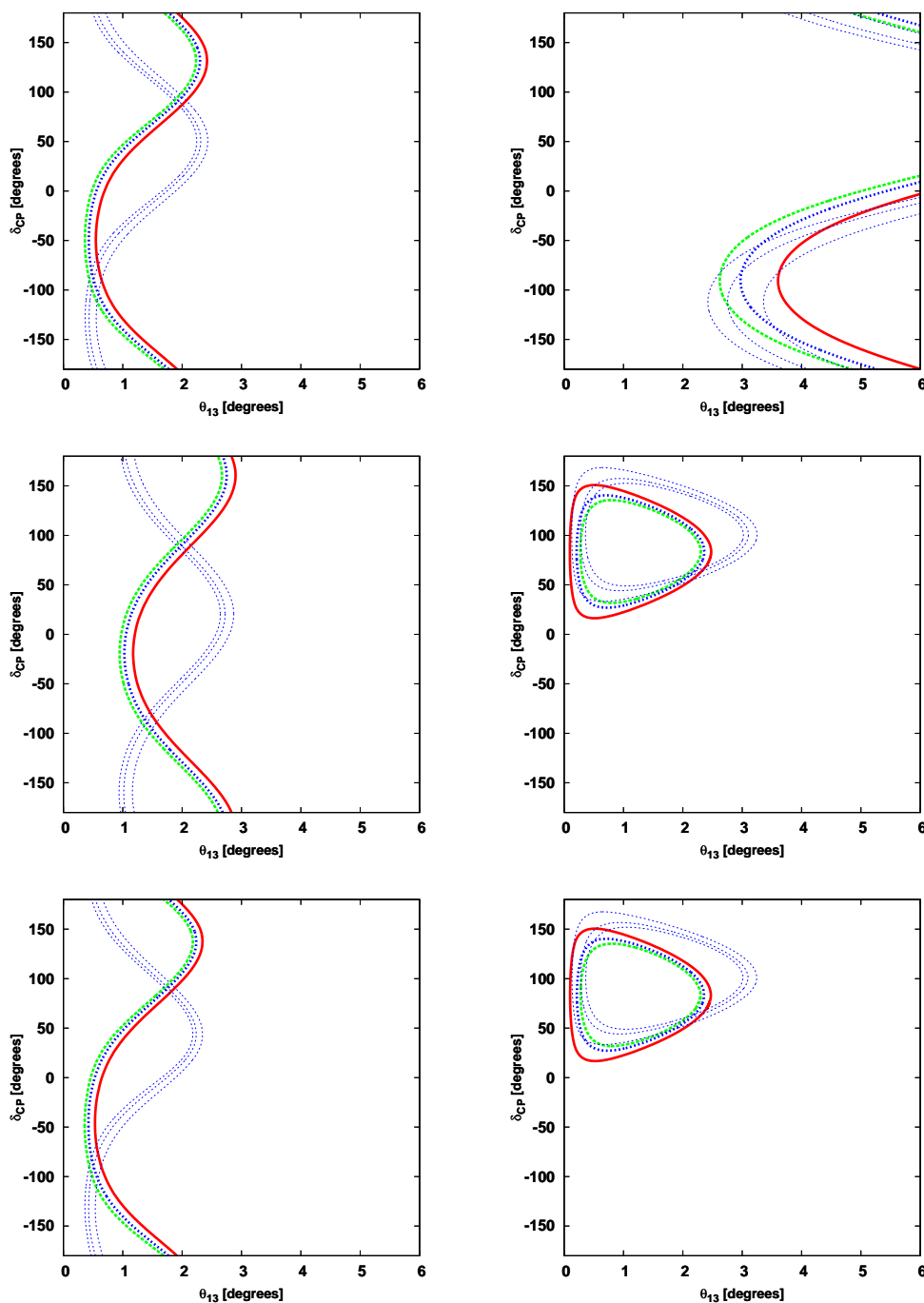


Figure 2. 90%, 95% and 99% CL contours for setup I (left panels) and setup II (right panels). The parameters $\theta_{13} = 1^\circ$ and $\delta = 90^\circ$ have been taken assuming normal mass ordering and $\theta_{23} = 45^\circ$. The thick lines in red, blue and green correspond to the case of true normal hierarchy, while the fine blue dotted lines indicated the clone solution for the wrong inverted hierarchy. The upper row is the contribution of the beta-beam, the middle row is that of the electron capture channel while the lower row, being the combination, shows the overall sensitivity. The contours for the hierarchy clone solution are also shown (dashed blue lines).

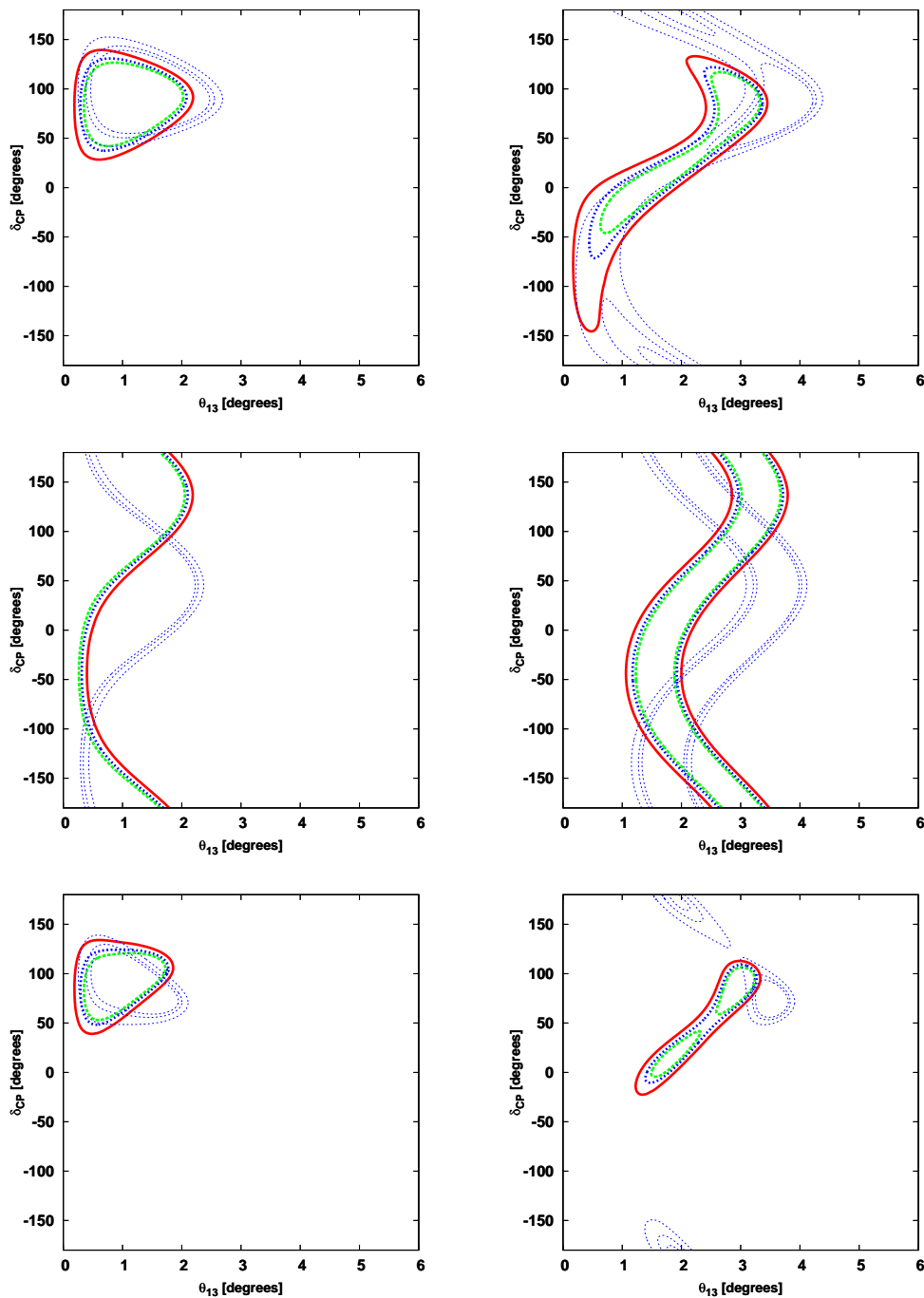


Figure 3. 90%, 95% and 99% CL contours for the setup III. The left column is simulated for $\theta_{13} = 1^\circ$ and $\delta = 90^\circ$ assuming normal mass ordering and $\theta_{23} = 45^\circ$. The right column is the same but for $\theta_{13} = 3^\circ$. The upper row is the contribution of the beta-beam, the middle row is the electron capture channel with the lower row being the combination, showing the overall sensitivity. The contours for the hierarchy clone solution are also shown (dashed blue lines).

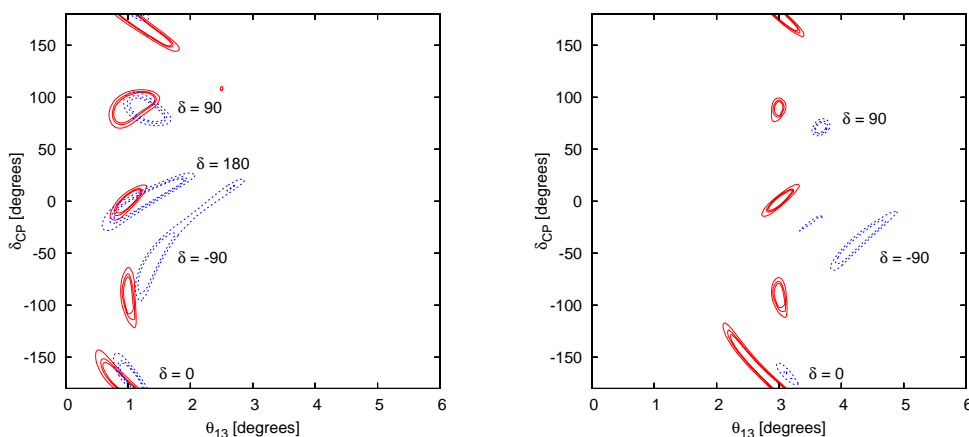


Figure 4. 90%, 95% and 99% CL contours for setup III-WC with solutions from discrete degeneracies included for $\theta_{13} = 1^\circ$ (left panel) and $\theta_{13} = 3^\circ$ (right panel) for different values of the CP-phase, $\delta = -90^\circ, 0^\circ, 90^\circ, 180^\circ$.

The full power of the combination between the beta-beam spectrum and the EC channel is best illustrated in figure 3. We see that each of the two techniques separately suffer from a continuum of solutions. The shape of the allowed region in the θ_{13} and δ plane can be easily understood by looking at the form of the oscillation probability in eq. (5.1). Owing to the relatively short baseline and small matter effects, we can neglect for simplicity the matter potential term, A , in the following. As we measure the probability in only one polarity, for fixed energy and baseline, as is the case for the EC signal, we can relate the allowed values of δ and θ_{13} from a measurement of the probability as

$$\sin 2\theta_{13} \simeq -\frac{\Delta_{21}}{\Delta_{31}} \frac{\Delta_{31}L}{\sin(\Delta_{31}L/2)} \cos\left(\frac{\Delta_{13}L}{2} + \delta\right) + k, \quad (5.2)$$

where k is a constant which depends on the true values of θ_{13} and δ . This approximation is valid as far as $\sin^2 2\theta_{13} \gg \text{few} \times 10^{-3}$. The form of the expression in eq. (5.2) matches the continuum of solutions in figure 3. In particular, we note the presence of a minimum for θ_{13} at $\delta = -\Delta_{13}L/2$. This result is more general than the approximated form of $\sin \theta_{13}$ in eq. (5.2) and holds also for small values of $\sin \theta_{13}$. For the choice of the parameters used in figure 3, we have $\delta \simeq -44^\circ$. The range of the allowed solutions for θ_{13} can be computed by looking at the amplitude of the function in eq. 5.2 and is found to be $\Delta\theta_{13} \sim \frac{1}{2} \frac{\Delta_{21}}{\Delta_{31}} \frac{\Delta_{31}L/2}{\sin(\Delta_{31}L/2)}$. For the choice of true values in figure 3, $\Delta\theta_{13} \sim 2^\circ$.

Now consider the contribution of the beta-beam. For simplicity, we analyse its impact by looking at the energy of the first oscillation maximum, again neglecting matter effects. As for the previous case, the minimum of the continuum solutions for θ_{13} is located at $\delta = -\Delta_{13}L/2 = -\pi/2$; shown clearly in figure 3.

The power of the combination of the beta-beam and electron-capture channels is in the difference in phase and in amplitude between the two fake sinusoidal solutions; their

combination selects a narrow allowed region in the parameter space, much more constrained than the two separate techniques. This effect is clearly visible in the lower plots in figure 3.

For $\theta_{13} = 3^\circ$, there is still some intrinsic degeneracy that cannot be completely removed at 99% CL. The marked difference between the beta-beam alone and the combination with the electron capture in this case demonstrates the importance of data from the high energies. For $\sin^2 2\theta_{13} \sim 10^{-3}$ and $\delta \sim \pi/2$, the beta-beam configuration is able to determine the allowed region in the $(\theta_{13}-\delta)$ parameter space with relatively good accuracy. For this range of θ_{13} , the dominant interference term helps in resolving any degeneracy. This is not the case for other values of δ .

In figure 4, we show the results for setup III-WC, with the effects of the hierarchy clone solution taken into account. From a comparison of figures 3 and 4, the increase in event rates improves the results substantially. However, owing to the relatively short distance, $L = 650$ km, the mass ordering can be determined only for large values of the mixing angle θ_{13} (see below). The hierarchy degeneracy worsens the ability to measure θ_{13} and δ with good precision, especially for negative true values of δ .

Setups IV and IV-WC. The use of Boulby instead of Canfranc for a boost of $\gamma = 369$ serves as an intermediate case with respect to the last two setups in the sense that the position of the electron capture is neither on first oscillation maximum or far into the tail. Consequently, the beta-beam has some, but not a considerable coverage of the first oscillation region. Boulby provides a much longer baseline, $L = 1050$ km. This has two contrasting effects on the sensitivity to measure CP-violation: on one side it provides sufficient matter effects to resolve the hierarchy degeneracy even for small values of θ_{13} ; on the other, it decreases the available statistics with respect to Canfranc. In figure 5 and figure 6, we report the results for setup IV and setup IV-WC, respectively, for normal mass hierarchy and for the cases $\theta_{13} = 1^\circ$ (left panels) and $\theta_{13} = 3^\circ$ (right panels). In figure 5, we show contours for $\delta = 90^\circ$. Similarly to figures 2 and 3, in figure 5 we present the results for the β^+ -decay flux only (upper row), electron capture flux only (middle row) and their combination (lower row). Figure 6 shows the results for four values for δ , including the hierarchy clone solution (blue dashed contours). The electron capture channel displays similar behaviour to the Canfranc high boost case (setup III, middle row of figure 3) at $\theta_{13} = 3^\circ$. The minimum value of the continuum solutions of θ_{13} is located at $\delta = -66^\circ$ and the allowed range of values is $\sim 2^\circ$. For the beta-beam (upper rows), the first oscillation maximum energy bin contributes only marginally to the overall sensitivity, as can be understood from figure 1. Therefore, the allowed region in figure 5 has a different shape with respect to the case shown in figure 3. In addition, the smaller count rate results in a poorer resolution. However, the synergy between beta-beam and electron capture is more important here. The lack of concurrence of the beta-beam and electron capture allowed regions implies that their combination constrains δ and θ_{13} in small ranges. This can be clearly seen in figure 5.

In addition, the longer baseline allows for a good determination of the mass ordering (see below), eliminating more degenerate solutions and providing an improved sensitivity to CP-violation with respect to setups III and III-WC. Comparing figure 6 with the lower row of figure 5, the improvement from setup IV to setup IV-WC is noticeable.

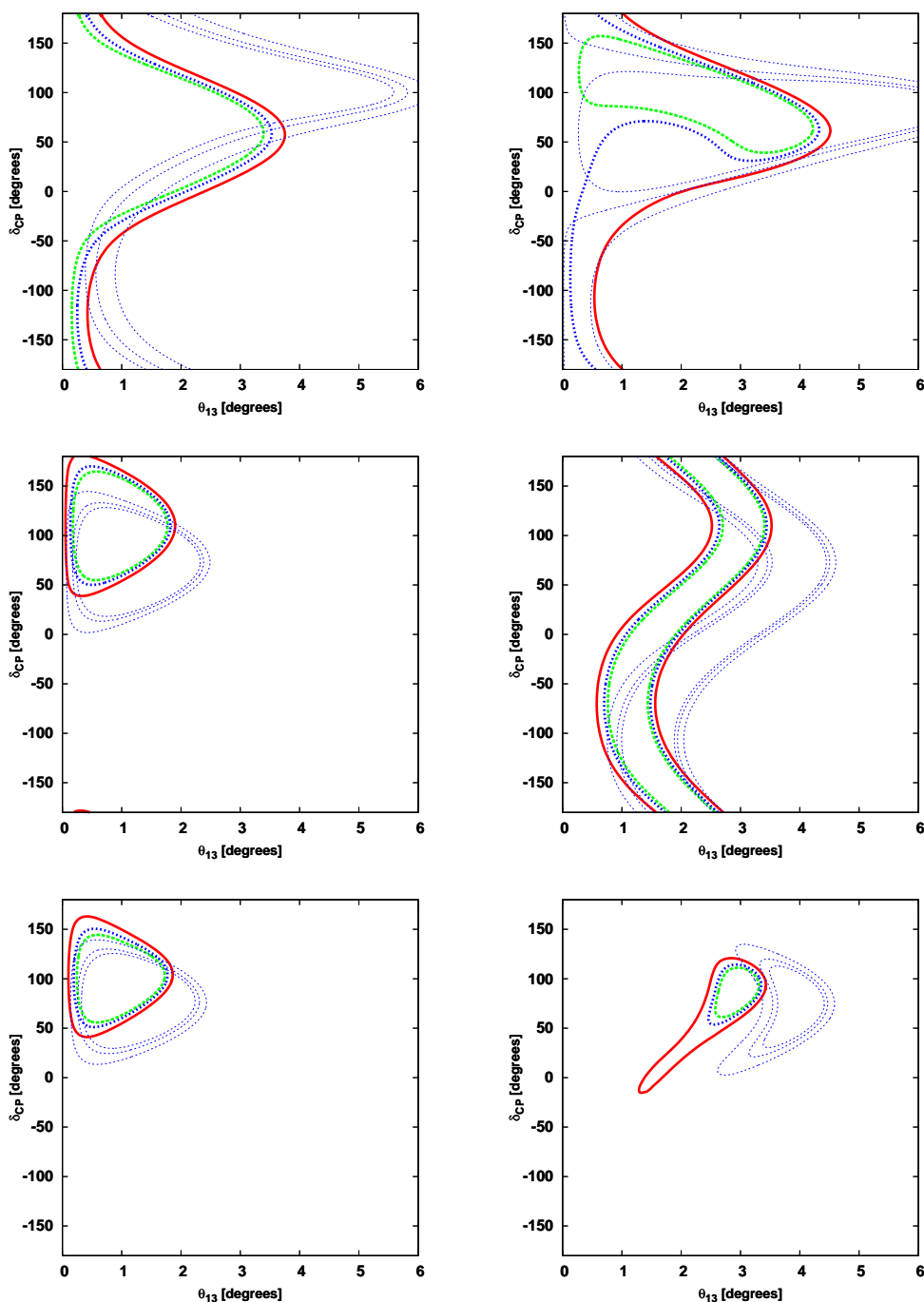


Figure 5. Same as figure 3 but for setup IV.

5.2 CP-violation discovery potential

We now consider the CP-discovery potential for the various setups. For the low- γ options, setups I and II, the sensitivity is very limited, in agreement with the findings already reported in figure 2. Henceforth, we will not show results of these two setup as they always possess worse physics reach compared to the other setups.

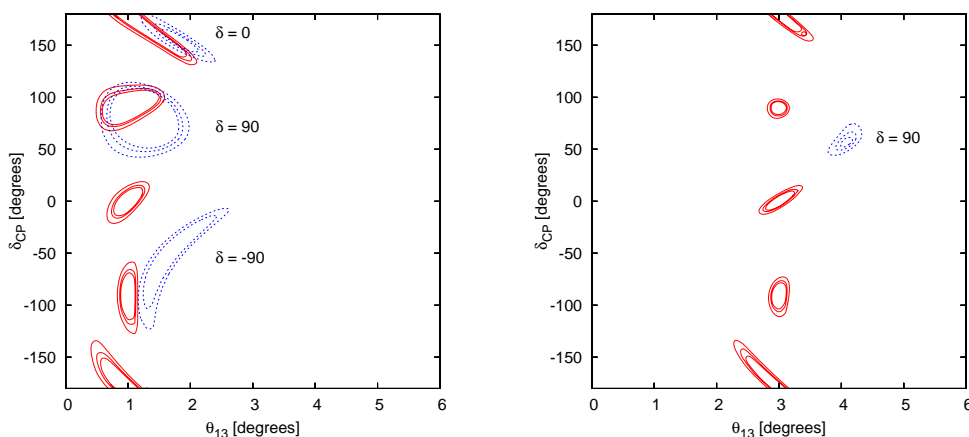


Figure 6. Same as figure 4 but for setup IV-WC.

Setups III, III-WC, IV and IV-WC have a much better physics reach, as shown in figure 7 and figure 8, where the CP-violation discovery potential at 99% CL for the 50 kton T ASD or LAr detector (setups III and IV) and 0.5 Mton WC detector (setups III-WC and IV-WC) are depicted, respectively. In both figures, the CERN-Canfranc baseline is displayed in the left panel and the CERN-Boulby baseline in the right panel. In each panel, we present the results for the beta-beam only (blue dotted lines) and the combination with the electron capture result (red solid lines), both without (thin lines) and with (thick lines) taking the hierarchy degeneracy into account. In all cases we note that the addition of the EC channel weakens the impact of the intrinsic degeneracy, significantly improving the sensitivity. The CP-discovery potential depends on various factors, mainly the available count rate and the presence of the hierarchy clone degeneracy. The count rates are important, as can be understood by comparing the results for the setups III with III-WC and IV with IV-WC. However, it should be pointed out that the WC detector is not optimised for the high energies, where the QE cross section is small and the information on the energy for the total cross section is poor. We could expect a similar sensitivity to CP-violation for a T ASD or LAr detector with exposure a factor only a few times larger than the one considered in this analysis. The effects of the hierarchy degeneracy are important, significantly more so for $\delta < 0$, where there is a loss of sensitivity to CP-violation by a couple of orders of magnitude in $\sin^2 2\theta_{13}$. We can understand this effect by looking at figure 4. For the shorter CERN to Canfranc baseline, we note that for positive δ either the hierarchy can be determined or, where not, the hierarchy clone solution significantly overlaps with the true one. In the case of negative values of δ , the hierarchy cannot be resolved even for large values of θ_{13} ; the clone solution stretches into CP-conserving values preventing the possibility to determine CP-violation. The inclusion of the high energy EC channel helps in resolving the degeneracy, with CP-discovery down to $\sin^2 2\theta_{13} \sim 3 \times 10^{-5}$ at 99% CL (left panel of figure 8).

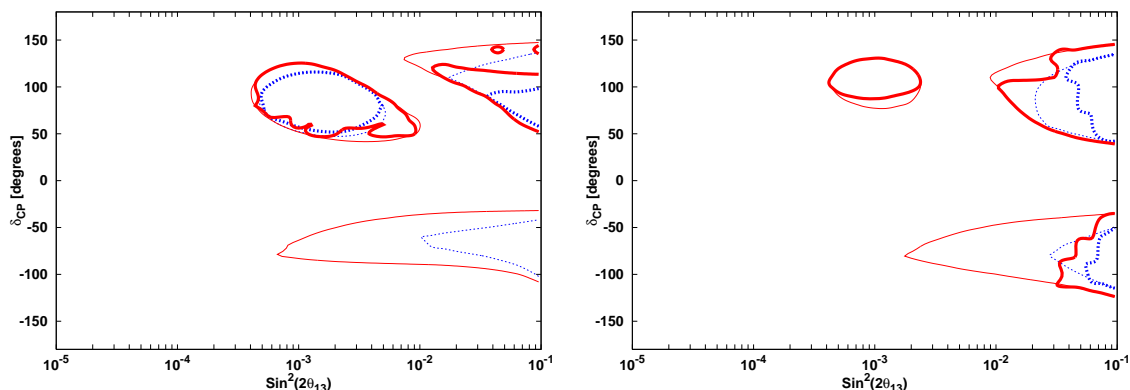


Figure 7. CP-violation discovery potential at 99% CL for setup III (left panel) and IV (right panel). In each case, we present the results for the beta-beam only (blue dotted lines) and the combination with the electron capture result (red solid lines), both without (thin lines) and with (thick lines) taking the hierarchy degeneracy into account.

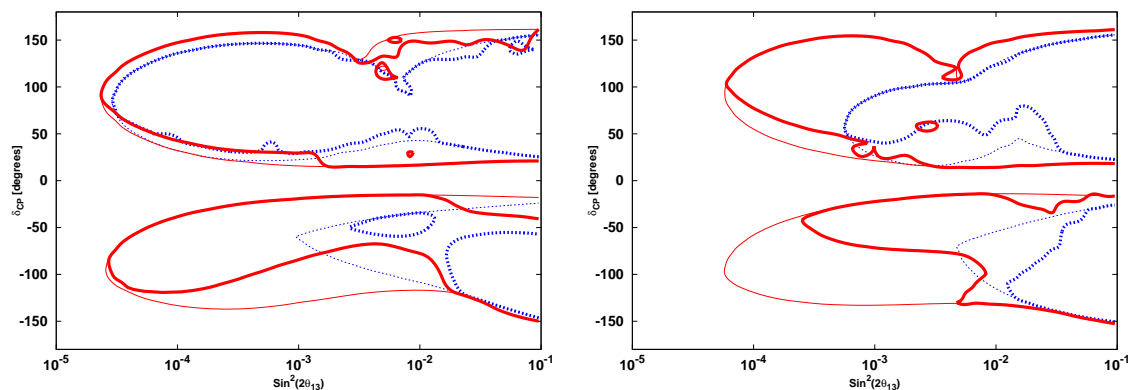


Figure 8. Same as figure 7 but for setup III-WC (left panel) and setup IV-WC (right panel).

The CERN to Boulby baseline (setups IV and IV-WC) has stronger degenerate effects, but it also provides a better ability to resolve them. The results with and without the hierarchy clone solution are not significantly different since, for the values for which one has sensitivity to CP-violation, the hierarchy can be resolved. For setup IV, the reach is limited to large values of $\sin^2 2\theta_{13}$. Using the WC detector, the much larger count rate brings significantly better results: CP-violation can be established for a large fraction of δ values, even for $\sin^2 2\theta_{13} \sim \text{few} \times 10^{-4}$ at 99% CL. Comparing the two locations of the detector, we notice that the shorter baseline (CERN-Canfranc) has a slightly (significantly) better reach for CP-violation at positive (negative) values of δ than the longer baseline (CERN-Boulby). The longer option, however, performs slightly better at negative δ if the hierarchy is known to be normal and significantly better if the ordering is not determined. This is because the longer baseline can identify the neutrino mass hierarchy for these values of θ_{13} , therefore resolving this degeneracy.

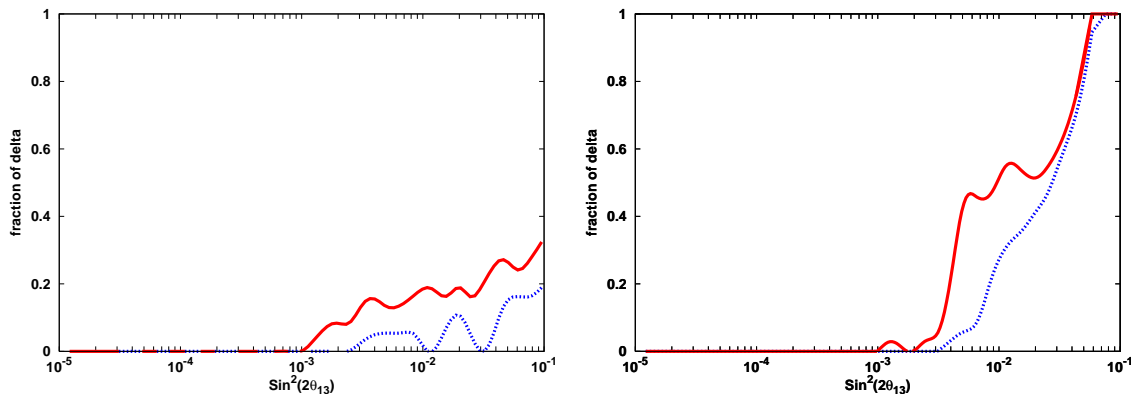


Figure 9. Fraction of δ for which the neutrino mass hierarchy can be determined at 99% CL for setup III-WC (left panel) and IV-WC (right panel). In each case, we present the results for the beta-beam only (blue dotted lines) and the combination with the electron capture result (red solid lines).

5.3 Mass hierarchy determination

In figure 9, we present the results for the neutrino mass hierarchy determination, but only for the setups with a 0.5 Mton WC detector (setups III-WC and IV-WC). We do not consider the CERN-Frejus cases; the shorter baseline being unable to distinguish the type of hierarchy.

In both cases, the contribution from the beta-beam channel is shown in blue dashed lines and the result for the combination with the electron capture channel is shown by the red solid lines. As matter effects are more important at high energies, we see that the inclusion of the electron capture flux improves the results, and in particular for the low values of $\sin^2 2\theta_{13}$ for which the measurement is possible. However, the chances to determine the mass hierarchy are very limited for the CERN-Canfranc baseline, never reaching more than 30% of the values of the CP-violating phase δ . On the other hand, the CERN-Boulby baseline, with its larger matter effect, represents a much more promising setup, for which the determination of the mass hierarchy would be possible for all values of δ for $\sin^2 2\theta_{13} \simeq \text{few} \times 10^{-2}$, and with a 50% probability for $\sin^2 2\theta_{13} \simeq \text{few} \times 10^{-3}$.

6 Discussion

Let us note that by the time this experiment could possibly take place, there will be much better knowledge of the neutrino oscillation parameters, improving quite considerably the results presented here. Throughout this study, we have adopted a very conservative stance, namely the assumption that the errors on the neutrino parameters will remain the same by the time this experiment might start taking data. However, this is very likely not to be the case. Here, we present the results when no errors are included on the assumed values of the neutrino oscillation parameters, i.e., they are known with perfect precision. The actual

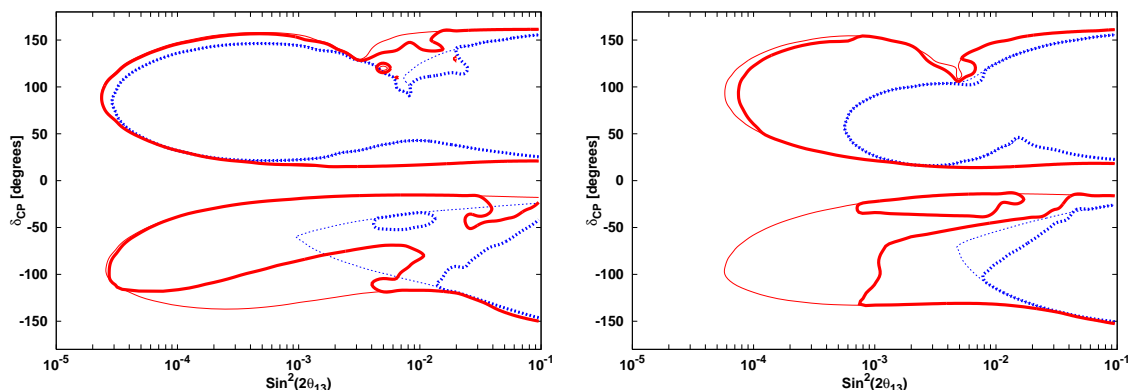


Figure 10. Same as figure 8, but with negligible error in the value of the assumed neutrino parameters.

performance of the experiment would lie in between these results and those presented in previous sections. For brevity, we only consider results for setups III-WC and IV-WC.

The CP-discovery potential is shown in figure 10, where the left (right) panel represents the setup III-WC (setup IV-WC) and the beta-beam only (beta-beam plus electron capture) performance is shown by the dashed blue lines (red solid lines). From figures 8 and 10, the difference between use of the present uncertainty in the neutrino oscillation parameters and no uncertainty is seen to be small. On the other hand, we show in figure 11 the extent to which mass hierarchy determination could improve with better knowledge of the assumed neutrino oscillation parameters. Again, we only show the case of setup III-WC (left panel) and setup IV-WC (right panel) with the same designations as previous, i.e., blue dashed lines for the beta-beam only contribution and red solid lines for the performance of the total flux (i.e., adding the electron capture flux). The difference between figures 9 and 11 is substantial. While the qualitative behaviour of the relative contribution of the beta-beam only part is very similar, in the case of perfect knowledge of the assumed parameters, the determination of the neutrino mass hierarchy is possible for 50% of the values of δ down to $\sin^2 2\theta_{13} \simeq 8 \times 10^{-4}$ for setup IV-WC (right panel of figure 11). This improvement represents about an order of magnitude with respect to the case depicted in the right panel of figure 9.

It should be noted that the physics reach of betabeams depends strongly on the number of events which is controlled by the useful number of ions decays and by the fiducial mass of the detector. In our analysis, we have fixed the rate to 2×10^{18} ions/yr, similarly to the production rates for other ions as Ne, He, Li and B, but we have considered various options for the detectors as discussed in section 3.2. With good approximation, rescaling the number of ions per year corresponds to a resizing of the detector. For instance, in setups III-WC and IV-WC, reducing the number of ions by about a factor of 7 would correspond to having 2×10^{18} ions/yr and a 50 kton fiducial mass WC detector. The sensitivity of these more conservative setups would be very similar to the reach of setups III and IV, respectively. We could expect a slightly worse performance, for high gamma factors, due

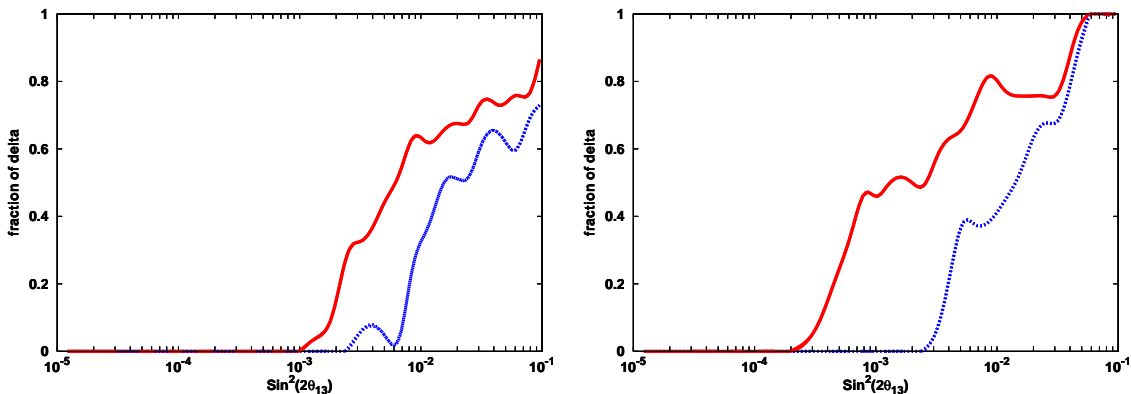


Figure 11. Same as figure 9, but with negligible error in the value of the assumed neutrino parameters.

to the fact that WC detectors do not have good energy resolution above ~ 1 GeV and therefore only part of the oscillatory signal can be exploited. An estimate for intermediate setup configurations can be obtained interpolating between the results of setups III (IV) and III-WC (IV-WC).

7 Summary and conclusions

Determining the value of θ_{13} , the type of neutrino mass ordering and the presence of leptonic CP-violation will be one of the main goals of the future experimental neutrino program which is under intensive discussion at present. In the present article we have studied a new type of experimental setup which combines a beta-beam with an electron capture beam. This can be achieved naturally by using nuclei which can decay into both channels. We have studied this idea using the nuclide ^{156}Yb which has favourable beta-decay and electron capture branching ratios, and only a small alpha decay contribution. This combination is very powerful as the EC channel provides a high energy signal at a well known energy, while the beta-beam provides coverage of the first and second oscillation maxima. The allowed regions in the (θ_{13}, δ) plane for the two channels have a limited overlap resulting in a good resolution of the intrinsic degeneracy. We have understood the main features of this synergy by an analytical study of the oscillation probability. It should be stressed that this setup does not require two polarities but reaches a very good sensitivity by only using the neutrino channel through full exploitation of the oscillatory pattern of the appearance probability. We have performed a detailed study of the dependence of the physics reach of this experimental technique by considering six different setups: two values for the ion boost factor $\gamma = 166$ and 369 ; two choices for the detector: a 50 kton T ASD or LAr and a 0.5 Mton WC detector; and three baselines: CERN-Frejus, CERN-Canfranc, CERN-Boulby. This allowed us to study the impact of the count rate, choice of baseline and the tuning of the energy of the beta-beam and EC beam to the oscillatory pattern. We find that the setups with low gamma and 50 kton detectors have very poor physics reach, owing

to the limited event rates. The information on CP-violation is mainly provided by the high energy EC signal. We studied the options with $\gamma = 369$, the highest value of the boost factor allowed by an upgraded SPS. For these neutrino energies, we have considered two types of detectors, a 50 LAr/TASD option, which has good energy resolution for the high end part of the spectrum, and a 0.5 Mton WC detector, which provides a larger number of events. Setups III and III-WC, which use the CERN-Canfranc baseline, have larger count rates and a better tuning of the beam to the oscillatory pattern, with respect to their CERN-Boulby counterparts: setups IV and IV-WC. This results in a very good ability to measure the parameters, see figure 8. In particular these setups provide the best sensitivity to CP-violation for positive values of δ . However, for negative δ , owing to the relatively short distance, the type of hierarchy can be resolved only for very large values of θ_{13} . The sign-degeneracy prevents discovery of CP-violation in this case, see figure 4. The CERN-Boulby setups, IV and IV-WC, suffer from smaller count rates and poor tuning of the beta-beam to the oscillation pattern. However, they provide a much better determination of the hierarchy and possess a good reach to CP-violation for $\delta < 0$, even if the mass ordering is not known. Comparing the two baseline options, if the hierarchy is known to be normal from other neutrino experiments, the CERN-Canfranc option has an improved physics reach, while if the ordering is not known, the CERN-Boulby baseline outperforms the shorter option. For the high statistics scenario, one gets sensitivity to CP-violation down to values of $\sin^2 2\theta_{13} \sim 3 \times 10^{-5}$ at 99% CL for a WC detector at Canfranc, and $\sin^2 2\theta_{13} \sim 10^{-4}$ for a WC detector at Boulby.

In conclusion, we have presented the novel idea of using a single beam which combines neutrinos from beta and electron capture decays and have demonstrated the physics reach of several possible setups. We have shown that the combination of these two types of beams achieves remarkable results. This could naturally be done with the use ^{156}Yb , which has comparable beta-beam and electron capture branching ratios. As both beams are produced from a single isotope, this combination cannot be further optimised. An analogous setup would be obtained if a beta-beam and an electron capture beam sourced from different ions are combined. In this case, further optimisation of the experiment would be allowed, for suitable choices of baselines, Lorentz boost factors, detector size and technology, possibly achieving an even better physics reach than the one found in the present study.

Acknowledgments

We would like to thank O. Mena and W. Winter for useful discussions. JB, CE and SPR acknowledge support from the Spanish Grant FPA2008-02878 of the MICINN and JB and CE from GVA PROMETEO 2008/004. CE also acknowledges the support from the Spanish Generalitat Valenciana and thanks the IPPP and CFTP-IST for hospitality at different stages of this study. CO acknowledges the support of a STFC studentship and overseas fieldwork support. In addition, CO and SPR would like to thank the Department de Física Teòrica, Universitat de València for hospitality during the middle stages of this work. SPR is supported by the Portuguese FCT through the projects POCI/FP/81919/2007, CERN/FP/83503/2008 and CFTP-FCT UNIT 777, which are partially funded through

POCTI (FEDER). CO and SP acknowledge the support of CARE, contract number RII3-CT-2003-506395. We also acknowledge partial support from the European Commission Framework Programme 7 Design Study: EURO ν - A High Intensity Neutrino Oscillation Facility for Europe.

References

- [1] SUPER-KAMIOKANDE collaboration, Y. Ashie et al., *A measurement of atmospheric neutrino oscillation parameters by Super-Kamiokande I*, *Phys. Rev. D* **71** (2005) 112005 [[hep-ex/0501064](#)] [[SPIRES](#)];
 SUPER-KAMIOKANDE collaboration, J. Hosaka et al., *Three flavor neutrino oscillation analysis of atmospheric neutrinos in Super-Kamiokande*, *Phys. Rev. D* **74** (2006) 032002 [[hep-ex/0604011](#)] [[SPIRES](#)];
 SUPER-KAMIOKANDE collaboration, H. Sekiya, *Recent results from Super-Kamiokande*, [arXiv:0810.0595](#) [[SPIRES](#)].
- [2] MACRO collaboration, M. Ambrosio et al., *Measurements of atmospheric muon neutrino oscillations, global analysis of the data collected with MACRO detector*, *Eur. Phys. J. C* **36** (2004) 323 [[SPIRES](#)];
 SOUDAN 2 collaboration, M.C. Sanchez et al., *Observation of atmospheric neutrino oscillations in Soudan 2*, *Phys. Rev. D* **68** (2003) 113004 [[hep-ex/0307069](#)] [[SPIRES](#)].
- [3] KAMIOKANDE collaboration, Y. Fukuda et al., *Solar neutrino data covering solar cycle 22*, *Phys. Rev. Lett.* **77** (1996) 1683 [[SPIRES](#)];
 B.T. Cleveland et al., *Measurement of the solar electron neutrino flux with the Homestake chlorine detector*, *Astrophys. J.* **496** (1998) 505 [[SPIRES](#)];
 GALLEX collaboration, W. Hampel et al., *GALLEX solar neutrino observations: results for GALLEX IV*, *Phys. Lett. B* **447** (1999) 127 [[SPIRES](#)];
 SAGE collaboration, J.N. Abdurashitov et al., *Measurement of the solar neutrino capture rate by the Russian-American gallium solar neutrino experiment during one half of the 22-year cycle of solar activity*, *J. Exp. Theor. Phys.* **95** (2002) 181 [*Zh. Eksp. Teor. Fiz.* **122** (2002) 211] [[astro-ph/0204245](#)] [[SPIRES](#)];
 GNO collaboration, T.A. Kirsten, *Progress in GNO*, *Nucl. Phys. Proc. Suppl.* **118** (2003) 33 [[SPIRES](#)].
- [4] SUPER-KAMIOKANDE collaboration, S. Fukuda et al., *Determination of solar neutrino oscillation parameters using 1496 days of Super-Kamiokande-I data*, *Phys. Lett. B* **539** (2002) 179 [[hep-ex/0205075](#)] [[SPIRES](#)];
 SUPER-KAMIOKANDE collaboration, J.P. Cravens et al., *Solar neutrino measurements in Super-Kamiokande-II*, *Phys. Rev. D* **78** (2008) 032002 [[arXiv:0803.4312](#)] [[SPIRES](#)].
- [5] SNO collaboration, Q.R. Ahmad et al., *Measurement of the rate of $\nu_e + d \rightarrow p + p + e^-$ interactions produced by ^8B solar neutrinos at the Sudbury Neutrino Observatory*, *Phys. Rev. Lett.* **87** (2001) 071301 [[nucl-ex/0106015](#)] [[SPIRES](#)]; *Direct evidence for neutrino flavor transformation from neutral-current interactions in the Sudbury Neutrino Observatory*, *Phys. Rev. Lett.* **89** (2002) 011301 [[nucl-ex/0204008](#)] [[SPIRES](#)]; *Measurement of day and night neutrino energy spectra at SNO and constraints on neutrino mixing parameters*, *Phys. Rev. Lett.* **89** (2002) 011302 [[nucl-ex/0204009](#)] [[SPIRES](#)]; *Measurement of the total active B-8 solar neutrino flux at the Sudbury Neutrino Observatory with enhanced neutral current sensitivity*, *Phys. Rev. Lett.* **92** (2004) 181301 [[nucl-ex/0309004](#)] [[SPIRES](#)];

- SNO collaboration, B. Aharmim et al., *Electron energy spectra, fluxes and day-night asymmetries of B-8 solar neutrinos from the 391-day salt phase SNO data set*, *Phys. Rev. C* **72** (2005) 055502 [[nucl-ex/0502021](#)] [[SPIRES](#)].
- [6] CHOOZ collaboration, M. Apollonio et al., *Limits on neutrino oscillations from the CHOOZ experiment*, *Phys. Lett. B* **466** (1999) 415 [[hep-ex/9907037](#)] [[SPIRES](#)]; *Search for neutrino oscillations on a long base-line at the CHOOZ nuclear power station*, *Eur. Phys. J. C* **27** (2003) 331 [[hep-ex/0301017](#)] [[SPIRES](#)].
- [7] F. Boehm et al., *Search for neutrino oscillations at the Palo Verde nuclear reactors*, *Phys. Rev. Lett.* **84** (2000) 3764 [[hep-ex/9912050](#)] [[SPIRES](#)]; *Results from the Palo Verde neutrino oscillation experiment*, *Phys. Rev. D* **62** (2000) 072002 [[hep-ex/0003022](#)] [[SPIRES](#)]; *Final results from the Palo Verde neutrino oscillation experiment*, *Phys. Rev. D* **64** (2001) 112001 [[hep-ex/0107009](#)] [[SPIRES](#)].
- [8] KAMLAND collaboration, K. Eguchi et al., *First results from KamLAND: evidence for reactor anti- neutrino disappearance*, *Phys. Rev. Lett.* **90** (2003) 021802 [[hep-ex/0212021](#)] [[SPIRES](#)];
KAMLAND collaboration, T. Araki et al., *Measurement of neutrino oscillation with KamLAND: evidence of spectral distortion*, *Phys. Rev. Lett.* **94** (2005) 081801 [[hep-ex/0406035](#)] [[SPIRES](#)];
KAMLAND collaboration, S. Abe et al., *Precision measurement of neutrino oscillation parameters with KamLAND*, *Phys. Rev. Lett.* **100** (2008) 221803 [[arXiv:0801.4589](#)] [[SPIRES](#)].
- [9] K2K collaboration, M.H. Ahn et al., *Measurement of neutrino oscillation by the K2K experiment*, *Phys. Rev. D* **74** (2006) 072003 [[hep-ex/0606032](#)] [[SPIRES](#)].
- [10] MINOS collaboration, D.G. Michael et al., *Observation of muon neutrino disappearance with the MINOS detectors and the NuMI neutrino beam*, *Phys. Rev. Lett.* **97** (2006) 191801 [[hep-ex/0607088](#)] [[SPIRES](#)];
MINOS collaboration, P. Adamson et al., *Measurement of neutrino oscillations with the MINOS detectors in the NuMI beam*, *Phys. Rev. Lett.* **101** (2008) 131802 [[arXiv:0806.2237](#)] [[SPIRES](#)]; *Search for active neutrino disappearance using neutral- current interactions in the MINOS long-baseline experiment*, *Phys. Rev. Lett.* **101** (2008) 221804 [[arXiv:0807.2424](#)] [[SPIRES](#)].
- [11] T. Schwetz, M. Tortola and J.W.F. Valle, *Three-flavour neutrino oscillation update*, *New J. Phys.* **10** (2008) 113011 [[arXiv:0808.2016](#)] [[SPIRES](#)].
- [12] G.L. Fogli, E. Lisi, A. Marrone, A. Palazzo and A.M. Rotunno, *Hints of $\theta_{13} > 0$ from global neutrino data analysis*, *Phys. Rev. Lett.* **101** (2008) 141801 [[arXiv:0806.2649](#)] [[SPIRES](#)].
- [13] H.L. Ge, C. Giunti and Q.Y. Liu, *Bayesian constraints on θ_{13} from solar and KamLAND neutrino data*, [arXiv:0810.5443](#) [[SPIRES](#)].
- [14] ISS PHYSICS WORKING GROUP collaboration, A. Bandyopadhyay et al., *Physics at a future neutrino factory and super-beam facility*, [arXiv:0710.4947](#) [[SPIRES](#)].
- [15] DOUBLE CHOOZ collaboration, F. Ardellier et al., *Double CHOOZ: a search for the neutrino mixing angle θ_{13}* , [hep-ex/0606025](#) [[SPIRES](#)];
DAYA-BAY collaboration, X. Guo et al., *A precision measurement of the neutrino mixing angle θ_{13} using reactor antineutrinos at Daya Bay*, [hep-ex/0701029](#) [[SPIRES](#)];
RENO collaboration, S.B. Kim, *RENO: Reactor experiment for neutrino oscillation at Yonggwang*, *AIP Conf. Proc.* **981** (2008) 205 [*J. Phys. Conf. Ser.* **120** (2008) 052025] [[SPIRES](#)];

- ANGRA NEUTRINO collaboration, H. Nunokawa, *Angra neutrino project: status report*, *AIP Conf. Proc.* **981** (2008) 208 [SPIRES].
- [16] Y. Hayato et al., *Letter of Intent*, available at <http://neutrino.kek.jp/jhfm/>.
- [17] NOvA collaboration, D.S. Ayres et al., *NOvA: proposal to build a 30-kiloton off-axis detector to study neutrino oscillations in the Fermilab NuMI beamline*, [hep-ex/0503053](#) [SPIRES] FERMILAB-PROPOSAL-0929, March 21 (2005), revised nova Proposal available at http://www-nova.fnal.gov/NOvA_Proposal/Revised_NOvA_Proposal.html.
- [18] V. Barger, P. Huber, D. Marfatia and W. Winter, *Which long-baseline neutrino experiments are preferable?*, *Phys. Rev. D* **76** (2007) 053005 [[hep-ph/0703029](#)] [SPIRES];
V. Barger et al., *Report of the US long baseline neutrino experiment study*, [arXiv:0705.4396](#) [SPIRES].
- [19] S. Geer, *Neutrino beams from muon storage rings: characteristics and physics potential*, *Phys. Rev. D* **57** (1998) 6989 [Erratum *ibid.* **D 59** (1999) 039903] [[hep-ph/9712290](#)] [SPIRES];
A. De Rujula, M.B. Gavela and P. Hernández, *Neutrino oscillation physics with a neutrino factory*, *Nucl. Phys. B* **547** (1999) 21 [[hep-ph/9811390](#)] [SPIRES];
V.D. Barger, S. Geer, R. Raja and K. Whisnant, *Long-baseline study of the leading neutrino oscillation at a neutrino factory*, *Phys. Rev. D* **62** (2000) 013004 [[hep-ph/9911524](#)] [SPIRES];
M. Freund, M. Lindner, S.T. Petcov and A. Romanino, *Testing matter effects in very long baseline neutrino oscillation experiments*, *Nucl. Phys. B* **578** (2000) 27 [[hep-ph/9912457](#)] [SPIRES].
- [20] S. Geer, O. Mena and S. Pascoli, *A Low energy neutrino factory for large θ_{13}* , *Phys. Rev. D* **75** (2007) 093001 [[hep-ph/0701258](#)] [SPIRES];
A.D. Bross, M. Ellis, S. Geer, O. Mena and S. Pascoli, *A Neutrino factory for both large and small θ_{13}* , *Phys. Rev. D* **77** (2008) 093012 [[arXiv:0709.3889](#)] [SPIRES].
- [21] P. Zucchelli, *A novel concept for a $\bar{\nu}_e/\nu_e$ neutrino factory: the beta beam*, *Phys. Lett. B* **532** (2002) 166 [SPIRES].
- [22] M. Mezzetto, *Physics potential of the SPL super beam*, *J. Phys. G* **29** (2003) 1781 [[hep-ex/0302005](#)] [SPIRES]; *Physics reach of the beta beam*, *J. Phys. G* **29** (2003) 1771 [[hep-ex/0302007](#)] [SPIRES].
- [23] J. Burguet-Castell, M.B. Gavela, J.J. Gomez-Cadenas, P. Hernández and O. Mena, *On the measurement of leptonic CP-violation*, *Nucl. Phys. B* **608** (2001) 301 [[hep-ph/0103258](#)] [SPIRES].
- [24] H. Minakata and H. Nunokawa, *Exploring neutrino mixing with low energy superbeams*, *JHEP* **10** (2001) 001 [[hep-ph/0108085](#)] [SPIRES].
- [25] G.L. Fogli and E. Lisi, *Tests of three-flavor mixing in long-baseline neutrino oscillation experiments*, *Phys. Rev. D* **54** (1996) 3667 [[hep-ph/9604415](#)] [SPIRES].
- [26] V. Barger, D. Marfatia and K. Whisnant, *Breaking eight-fold degeneracies in neutrino CP-violation, mixing and mass hierarchy*, *Phys. Rev. D* **65** (2002) 073023 [[hep-ph/0112119](#)] [SPIRES].
- [27] M. Freund, P. Huber and M. Lindner, *Systematic exploration of the neutrino factory parameter space including errors and correlations*, *Nucl. Phys. B* **615** (2001) 331 [[hep-ph/0105071](#)] [SPIRES];

- T. Kajita, H. Minakata and H. Nunokawa, *Method for determination of $|U_{e3}|$ in neutrino oscillation appearance experiments*, *Phys. Lett. B* **528** (2002) 245 [[hep-ph/0112345](#)] [[SPIRES](#)];
- H. Minakata, H. Nunokawa and S.J. Parke, *Parameter degeneracies in neutrino oscillation measurement of leptonic CP and T violation*, *Phys. Rev. D* **66** (2002) 093012 [[hep-ph/0208163](#)] [[SPIRES](#)];
- P. Huber, M. Lindner and W. Winter, *Superbeams versus neutrino factories*, *Nucl. Phys. B* **645** (2002) 3 [[hep-ph/0204352](#)] [[SPIRES](#)];
- A. Donini, D. Meloni and S. Rigolin, *Clone flow analysis for a theory inspired neutrino experiment planning*, *JHEP* **06** (2004) 011 [[hep-ph/0312072](#)] [[SPIRES](#)];
- M. Aoki, K. Hagiwara and N. Okamura, *Lifting degeneracies in the oscillation parameters by a neutrino factory*, *Phys. Lett. B* **606** (2005) 371 [[hep-ph/0311324](#)] [[SPIRES](#)];
- O. Yasuda, *New plots and parameter degeneracies in neutrino oscillations*, *New J. Phys.* **6** (2004) 83 [[hep-ph/0405005](#)] [[SPIRES](#)];
- O. Mena and S.J. Parke, *Physics potential of the Fermilab NuMI beamline*, *Phys. Rev. D* **72** (2005) 053003 [[hep-ph/0505202](#)] [[SPIRES](#)].
- [28] D. Meloni, O. Mena, C. Orme, S. Palomares-Ruiz and S. Pascoli, *An intermediate γ beta-beam neutrino experiment with long baseline*, *JHEP* **07** (2008) 115 [[arXiv:0802.0255](#)] [[SPIRES](#)].
- [29] S.T. Petcov and M. Piai, *The LMA MSW solution of the solar neutrino problem, inverted neutrino mass hierarchy and reactor neutrino experiments*, *Phys. Lett. B* **533** (2002) 94 [[hep-ph/0112074](#)] [[SPIRES](#)];
- S. Choubey, S.T. Petcov and M. Piai, *Precision neutrino oscillation physics with an intermediate baseline reactor neutrino experiment*, *Phys. Rev. D* **68** (2003) 113006 [[hep-ph/0306017](#)] [[SPIRES](#)];
- J. Learned, S.T. Dye, S. Pakvasa and R.C. Svoboda, *Determination of neutrino mass hierarchy and θ_{13} with a remote detector of reactor antineutrinos*, *Phys. Rev. D* **78** (2008) 071302 [[hep-ex/0612022](#)] [[SPIRES](#)];
- L. Zhan, Y. Wang, J. Cao and L. Wen, *Determination of the neutrino mass hierarchy at an intermediate baseline*, *Phys. Rev. D* **78** (2008) 111103 [[arXiv:0807.3203](#)] [[SPIRES](#)];
- Experimental requirements to determine the neutrino mass hierarchy using reactor neutrinos*, [arXiv:0901.2976](#) [[SPIRES](#)].
- [30] VLBL STUDY GROUP H2B-4 collaboration, Y.F. Wang, K. Whisnant, Z.-h. Xiong, J.M. Yang and B.-L. Young, *Probing neutrino oscillations jointly in long and very long baseline experiments*, *Phys. Rev. D* **65** (2002) 073021 [[hep-ph/0111317](#)] [[SPIRES](#)];
- J. Burguet-Castell, M.B. Gavela, J.J. Gomez-Cadenas, P. Hernández and O. Mena, *Superbeams plus neutrino factory: the golden path to leptonic CP-violation*, *Nucl. Phys. B* **646** (2002) 301 [[hep-ph/0207080](#)] [[SPIRES](#)];
- K. Whisnant, J.M. Yang and B.-L. Young, *Measuring CP-violation and mass ordering in joint long baseline experiments with superbeams*, *Phys. Rev. D* **67** (2003) 013004 [[hep-ph/0208193](#)] [[SPIRES](#)];
- V. Barger, D. Marfatia and K. Whisnant, *How two neutrino superbeam experiments do better than one*, *Phys. Lett. B* **560** (2003) 75 [[hep-ph/0210428](#)] [[SPIRES](#)];
- P. Huber, M. Lindner and W. Winter, *Synergies between the first-generation JHF-SK and NuMI superbeam experiments*, *Nucl. Phys. B* **654** (2003) 3 [[hep-ph/0211300](#)] [[SPIRES](#)];
- H. Minakata, H. Nunokawa and S.J. Parke, *The complementarity of eastern and western hemisphere long-baseline neutrino oscillation experiments*, *Phys. Rev. D* **68** (2003) 013010 [[hep-ph/0301210](#)] [[SPIRES](#)];

- A. Donini, E. Fernandez-Martinez, P. Migliozzi, S. Rigolin and L. Scotto Lavina, *Study of the eightfold degeneracy with a standard beta- beam and a super-beam facility*, *Nucl. Phys. B* **710** (2005) 402 [[hep-ph/0406132](#)] [[SPIRES](#)];
- O. Mena and S.J. Parke, *Untangling CP-violation and the mass hierarchy in long baseline experiments*, *Phys. Rev. D* **70** (2004) 093011 [[hep-ph/0408070](#)] [[SPIRES](#)];
- A. Donini, E. Fernandez-Martinez and S. Rigolin, *Appearance and disappearance signals at a beta-beam and a super-beam facility*, *Phys. Lett. B* **621** (2005) 276 [[hep-ph/0411402](#)] [[SPIRES](#)];
- P. Huber, M. Maltoni and T. Schwetz, *Resolving parameter degeneracies in long-baseline experiments by atmospheric neutrino data*, *Phys. Rev. D* **71** (2005) 053006 [[hep-ph/0501037](#)] [[SPIRES](#)];
- O. Mena, *Unveiling neutrino mixing and leptonic CP-violation*, *Mod. Phys. Lett. A* **20** (2005) 1 [[hep-ph/0503097](#)] [[SPIRES](#)];
- A. Blondel et al., *Future neutrino oscillation facilities*, *Acta Phys. Polon. B* **37** (2006) 2077 [[hep-ph/0606111](#)] [[SPIRES](#)];
- P. Huber, M. Lindner, M. Rolinec and W. Winter, *Optimization of a neutrino factory oscillation experiment*, *Phys. Rev. D* **74** (2006) 073003 [[hep-ph/0606119](#)] [[SPIRES](#)];
- O. Mena, H. Nunokawa and S.J. Parke, *NOvA and T2K: the race for the neutrino mass hierarchy*, *Phys. Rev. D* **75** (2007) 033002 [[hep-ph/0609011](#)] [[SPIRES](#)];
- O. Mena, *Getting the most from NOvA and T2K*, [hep-ph/0609031](#) [[SPIRES](#)];
- A. Jansson, O. Mena, S.J. Parke and N. Saoulidou, *Combining CPT-conjugate neutrino channels at Fermilab*, *Phys. Rev. D* **78** (2008) 053002 [[arXiv:0711.1075](#)] [[SPIRES](#)].
- [31] P. Huber, M. Lindner, T. Schwetz and W. Winter, *Reactor neutrino experiments compared to superbeams*, *Nucl. Phys. B* **665** (2003) 487 [[hep-ph/0303232](#)] [[SPIRES](#)];
- P. Huber, M. Lindner, M. Rolinec, T. Schwetz and W. Winter, *Prospects of accelerator and reactor neutrino oscillation experiments for the coming ten years*, *Phys. Rev. D* **70** (2004) 073014 [[hep-ph/0403068](#)] [[SPIRES](#)].
- [32] H. Minakata and H. Nunokawa, *How to measure CP-violation in neutrino oscillation experiments?*, *Phys. Lett. B* **413** (1997) 369 [[hep-ph/9706281](#)] [[SPIRES](#)].
- [33] A. Donini, D. Meloni and P. Migliozzi, *The silver channel at the neutrino factory*, *Nucl. Phys. B* **646** (2002) 321 [[hep-ph/0206034](#)] [[SPIRES](#)];
- D. Autiero et al., *The synergy of the golden and silver channels at the neutrino factory*, *Eur. Phys. J. C* **33** (2004) 243 [[hep-ph/0305185](#)] [[SPIRES](#)].
- [34] V. Barger, D. Marfatia and K. Whisnant, *Off-axis beams and detector clusters: resolving neutrino parameter degeneracies*, *Phys. Rev. D* **66** (2002) 053007 [[hep-ph/0206038](#)] [[SPIRES](#)].
- [35] O. Mena Requejo, S. Palomares-Ruiz and S. Pascoli, *Super-NOvA: a long-baseline neutrino experiment with two off-axis detectors*, *Phys. Rev. D* **72** (2005) 053002 [[hep-ph/0504015](#)] [[SPIRES](#)];
- Determining the neutrino mass hierarchy and CP-violation in NOvA with a second off-axis detector*, *Phys. Rev. D* **73** (2006) 073007 [[hep-ph/0510182](#)] [[SPIRES](#)];
- S. Palomares-Ruiz, *Super-Nova: a long-baseline neutrino experiment with two off-axis detectors*, [PoS\(HEP2005\)181](#) [[SPIRES](#)];
- Super-Nova: a long-baseline ν experiment with two off-axis detectors*, *Nucl. Phys. Proc. Suppl.* **155** (2006) 172 [[SPIRES](#)].
- [36] M. Ishitsuka, T. Kajita, H. Minakata and H. Nunokawa, *Resolving neutrino mass hierarchy and CP degeneracy by two identical detectors with different baselines*, *Phys. Rev. D* **72** (2005) 033003 [[hep-ph/0504026](#)] [[SPIRES](#)];

- K. Hagiwara, N. Okamura and K.-i. Senda, *Solving the neutrino parameter degeneracy by measuring the T2K off-axis beam in Korea*, *Phys. Lett. B* **637** (2006) 266 [Erratum *ibid.* **B 641** (2006) 486] [[hep-ph/0504061](#)] [[SPIRES](#)];
- T. Kajita, H. Minakata, S. Nakayama and H. Nunokawa, *Resolving eight-fold neutrino parameter degeneracy by two identical detectors with different baselines*, *Phys. Rev. D* **75** (2007) 013006 [[hep-ph/0609286](#)] [[SPIRES](#)];
- K. Hagiwara and N. Okamura, *Re-evaluation of the T2KK physics potential with simulations including backgrounds*, [arXiv:0901.1517](#) [[SPIRES](#)].
- [37] P. Coloma, A. Donini, E. Fernandez-Martinez and J. Lopez-Pavon, θ_{13} , δ and the neutrino mass hierarchy at a $\gamma = 350$ double baseline Li/B β -Beam, *JHEP* **05** (2008) 050 [[arXiv:0712.0796](#)] [[SPIRES](#)].
- [38] S.T. Petcov, *Diffractive-like (or parametric-resonance-like?) enhancement of the earth (day-night) effect for solar neutrinos crossing the earth core*, *Phys. Lett. B* **434** (1998) 321 [[hep-ph/9805262](#)] [[SPIRES](#)];
- E.K. Akhmedov, *Parametric resonance of neutrino oscillations and passage of solar and atmospheric neutrinos through the earth*, *Nucl. Phys. B* **538** (1999) 25 [[hep-ph/9805272](#)] [[SPIRES](#)];
- E.K. Akhmedov, A. Dighe, P. Lipari and A.Y. Smirnov, *Atmospheric neutrinos at Super-Kamiokande and parametric resonance in neutrino oscillations*, *Nucl. Phys. B* **542** (1999) 3 [[hep-ph/9808270](#)] [[SPIRES](#)];
- M. Chizhov, M. Maris and S.T. Petcov, *On the oscillation length resonance in the transitions of solar and atmospheric neutrinos crossing the earth core*, [hep-ph/9810501](#) [[SPIRES](#)];
- M.V. Chizhov and S.T. Petcov, *New conditions for a total neutrino conversion in a medium*, *Phys. Rev. Lett.* **83** (1999) 1096 [[hep-ph/9903399](#)] [[SPIRES](#)]; *Chizhov and Petcov reply*, *Phys. Rev. Lett.* **85** (2000) 3979 [[hep-ph/0504247](#)] [[SPIRES](#)]; *Enhancing mechanisms of neutrino transitions in a medium of nonperiodic constant-density layers and in the earth*, *Phys. Rev. D* **63** (2001) 073003 [[hep-ph/9903424](#)] [[SPIRES](#)];
- E.K. Akhmedov, M. Maltoni and A.Y. Smirnov, *Oscillations of high energy neutrinos in matter: precise formalism and parametric resonance*, *Phys. Rev. Lett.* **95** (2005) 211801 [[hep-ph/0506064](#)] [[SPIRES](#)]; *1-3 leptonic mixing and the neutrino oscillograms of the Earth*, *JHEP* **05** (2007) 077 [[hep-ph/0612285](#)] [[SPIRES](#)].
- [39] M.C. Banuls, G. Barenboim and J. Bernabeu, *Medium effects for terrestrial and atmospheric neutrino oscillations*, *Phys. Lett. B* **513** (2001) 391 [[hep-ph/0102184](#)] [[SPIRES](#)];
- J. Bernabeu and S. Palomares-Ruiz, *Observable medium effects for atmospheric neutrinos*, [hep-ph/0112002](#) [[SPIRES](#)]; *The sign of $\Delta(m_{31}^2)$ and the muon charge asymmetry for atmospheric neutrinos*, *Nucl. Phys. Proc. Suppl.* **110** (2002) 339 [[hep-ph/0201090](#)] [[SPIRES](#)].
- [40] J. Bernabeu, S. Palomares-Ruiz, A. Perez and S.T. Petcov, *The earth mantle-core effect in matter-induced asymmetries for atmospheric neutrino oscillations*, *Phys. Lett. B* **531** (2002) 90 [[hep-ph/0110071](#)] [[SPIRES](#)];
- S. Palomares-Ruiz and J. Bernabeu, *Atmospheric neutrinos and ν mass hierarchy*, *Nucl. Phys. Proc. Suppl.* **138** (2005) 398 [[hep-ph/0312038](#)] [[SPIRES](#)].
- [41] J. Bernabeu, S. Palomares Ruiz and S.T. Petcov, *Atmospheric neutrino oscillations, θ_{13} and neutrino mass hierarchy*, *Nucl. Phys. B* **669** (2003) 255 [[hep-ph/0305152](#)] [[SPIRES](#)];
- S. Palomares-Ruiz and S.T. Petcov, *Three-neutrino oscillations of atmospheric neutrinos, θ_{13} , neutrino mass hierarchy and iron magnetized detectors*, *Nucl. Phys. B* **712** (2005) 392 [[hep-ph/0406096](#)] [[SPIRES](#)];

- S.T. Petcov and S. Palomares-Ruiz, *On the atmospheric neutrino oscillations, θ_{13} and neutrino mass hierarchy*, [hep-ph/0406106](#) [SPIRES];
- S.T. Petcov and T. Schwetz, *Determining the neutrino mass hierarchy with atmospheric neutrinos*, *Nucl. Phys. B* **740** (2006) 1 [[hep-ph/0511277](#)] [SPIRES].
- [42] D. Indumathi and M.V.N. Murthy, *A question of hierarchy: matter effects with atmospheric neutrinos and anti-neutrinos*, *Phys. Rev. D* **71** (2005) 013001 [[hep-ph/0407336](#)] [SPIRES];
- R. Gandhi, P. Ghoshal, S. Goswami, P. Mehta and S. Uma Sankar, *Earth matter effects at very long baselines and the neutrino mass hierarchy*, *Phys. Rev. D* **73** (2006) 053001 [[hep-ph/0411252](#)] [SPIRES];
- Probing the neutrino mass hierarchy via atmospheric $\nu_\mu + \bar{\nu}_\mu$ survival rates in Megaton water Cerenkov detectors*, [hep-ph/0506145](#) [SPIRES];
- H. Back et al., *Report of the solar and atmospheric neutrino experiments working group of the APS multidivisional neutrino study*, [hep-ex/0412016](#) [SPIRES];
- D. Indumathi, M.V.N. Murthy, G. Rajasekaran and N. Sinha, *Neutrino oscillation probabilities: sensitivity to parameters*, *Phys. Rev. D* **74** (2006) 053004 [[hep-ph/0603264](#)] [SPIRES];
- R. Gandhi et al., *Mass hierarchy determination via future atmospheric neutrino detectors*, *Phys. Rev. D* **76** (2007) 073012 [[arXiv:0707.1723](#)] [SPIRES];
- O. Mena, I. Mocioiu and S. Razzaque, *Neutrino mass hierarchy extraction using atmospheric neutrinos in ice*, *Phys. Rev. D* **78** (2008) 093003 [[arXiv:0803.3044](#)] [SPIRES];
- R. Gandhi, P. Ghoshal, S. Goswami and S. Uma Sankar, *Resolving the mass hierarchy with atmospheric neutrinos using a liquid Argon detector*, *Phys. Rev. D* **78** (2008) 073001 [[arXiv:0807.2759](#)] [SPIRES].
- [43] C. Lunardini and A.Y. Smirnov, *Supernova neutrinos: earth matter effects and neutrino mass spectrum*, *Nucl. Phys. B* **616** (2001) 307 [[hep-ph/0106149](#)] [SPIRES];
- Probing the neutrino mass hierarchy and the 13-mixing with supernovae*, *JCAP* **06** (2003) 009 [[hep-ph/0302033](#)] [SPIRES];
- K. Takahashi and K. Sato, *Earth effects on supernova neutrinos and their implications for neutrino parameters*, *Phys. Rev. D* **66** (2002) 033006 [[hep-ph/0110105](#)] [SPIRES];
- Effects of neutrino oscillation on supernova neutrino: inverted mass hierarchy*, *Prog. Theor. Phys.* **109** (2003) 919 [[hep-ph/0205070](#)] [SPIRES];
- A.S. Dighe, M.T. Keil and G.G. Raffelt, *Detecting the neutrino mass hierarchy with a supernova at IceCube*, *JCAP* **06** (2003) 005 [[hep-ph/0303210](#)] [SPIRES];
- Identifying earth matter effects on supernova neutrinos at a single detector*, *JCAP* **06** (2003) 006 [[hep-ph/0304150](#)] [SPIRES];
- A.S. Dighe, M. Kachelriess, G.G. Raffelt and R. Tomas, *Signatures of supernova neutrino oscillations in the earth mantle and core*, *JCAP* **01** (2004) 004 [[hep-ph/0311172](#)] [SPIRES];
- A. Bandyopadhyay, S. Choubey, S. Goswami and K. Kar, *Prospects of probing θ_{13} and neutrino mass hierarchy by supernova neutrinos in KamLAND*, [hep-ph/0312315](#) [SPIRES];
- V. Barger, P. Huber and D. Marfatia, *Supernova neutrinos can tell us the neutrino mass hierarchy independently of flux models*, *Phys. Lett. B* **617** (2005) 167 [[hep-ph/0501184](#)] [SPIRES].
- [44] B. Dasgupta, A. Dighe and A. Mirizzi, *Identifying neutrino mass hierarchy at extremely small θ_{13} through Earth matter effects in a supernova signal*, *Phys. Rev. Lett.* **101** (2008) 171801 [[arXiv:0802.1481](#)] [SPIRES].
- [45] P.I. Krastev and S.T. Petcov, *Resonance amplification and t violation effects in three neutrino oscillations in the Earth*, *Phys. Lett. B* **205** (1988) 84 [SPIRES];
- J. Arafune and J. Sato, *CP and T violation test in neutrino oscillation*, *Phys. Rev. D* **55** (1997) 1653 [[hep-ph/9607437](#)] [SPIRES];

- J. Bernabéu, *CP, T violation in neutrino oscillations*, in Proceedings of 17th International Workshop on Weak Interactions and Neutrinos (WIN 99), World Scientific (2000), pg. 227 [[hep-ph/9904474](#)] [[SPIRES](#)];
- M. Freund, M. Lindner and A. Romanino, *CP-violation in neutrino oscillations*, *Nucl. Phys. B* **562** (1999) 29 [[hep-ph/9903308](#)] [[SPIRES](#)].
- [46] J. Bernabéu and M.C. Bañuls, *CP and T violation in neutrino oscillations*, *Nucl. Phys. Proc. Suppl.* **87** (2000) 315 [[hep-ph/0003299](#)] [[SPIRES](#)].
- [47] J. Burguet-Castell, D. Casper, J.J. Gomez-Cadenas, P. Hernandez and F. Sanchez, *Neutrino oscillation physics with a higher γ β -beam*, *Nucl. Phys. B* **695** (2004) 217 [[hep-ph/0312068](#)] [[SPIRES](#)];
- J. Burguet-Castell, D. Casper, E. Couce, J.J. Gomez-Cadenas and P. Hernandez, *Optimal β -beam at the CERN-SPS*, *Nucl. Phys. B* **725** (2005) 306 [[hep-ph/0503021](#)] [[SPIRES](#)].
- [48] P. Huber, M. Lindner, M. Rolinec and W. Winter, *Physics and optimization of β -beams: from low to very high gamma*, *Phys. Rev. D* **73** (2006) 053002 [[hep-ph/0506237](#)] [[SPIRES](#)].
- [49] A. Donini and E. Fernandez-Martinez, *Alternating ions in a β -beam to solve degeneracies*, *Phys. Lett. B* **641** (2006) 432 [[hep-ph/0603261](#)] [[SPIRES](#)].
- [50] A. Donini et al., *Perspectives for a neutrino program based on the upgrades of the CERN accelerator complex*, [[hep-ph/0511134](#)] [[SPIRES](#)]; *A beta beam complex based on the machine upgrades of the LHC*, *Eur. Phys. J. C* **48** (2006) 787 [[hep-ph/0604229](#)] [[SPIRES](#)]; *Neutrino hierarchy from CP-blind observables with high density magnetized detectors*, *Eur. Phys. J. C* **53** (2008) 599 [[hep-ph/0703209](#)] [[SPIRES](#)].
- [51] S.K. Agarwalla, A. Raychaudhuri and A. Samanta, *Exploration prospects of a long baseline beta beam neutrino experiment with an iron calorimeter detector*, *Phys. Lett. B* **629** (2005) 33 [[hep-ph/0505015](#)] [[SPIRES](#)];
- S.K. Agarwalla, S. Choubey and A. Raychaudhuri, *Neutrino mass hierarchy and θ_{13} with a magic baseline beta-beam experiment*, *Nucl. Phys. B* **771** (2007) 1 [[hep-ph/0610333](#)] [[SPIRES](#)]; *Unraveling neutrino parameters with a magical beta-beam experiment at INO*, *Nucl. Phys. B* **798** (2008) 124 [[arXiv:0711.1459](#)] [[SPIRES](#)]; *Exceptional sensitivity to neutrino parameters with a two baseline beta-beam set-up*, *Nucl. Phys. B* **805** (2008) 305 [[arXiv:0804.3007](#)] [[SPIRES](#)];
- S. K. Agarwalla, S. Choubey, S. Goswami and A. Raychaudhuri, *Neutrino parameters from matter effects in P_{ee} at long baselines*, *Phys. Rev. D* **75** (2007) 097302 [[hep-ph/0611233](#)] [[SPIRES](#)];
- S. K. Agarwalla, S. Choubey, A. Raychaudhuri and W. Winter, *Optimizing the greenfield Beta-beam*, *JHEP* **06** (2008) 090 [[arXiv:0802.3621](#)] [[SPIRES](#)].
- [52] J. Bernabeu, J. Burguet-Castell, C. Espinoza and M. Lindroos, *Monochromatic neutrino beams*, *JHEP* **12** (2005) 014 [[hep-ph/0505054](#)] [[SPIRES](#)]; *Physics reach of electron-capture neutrino beams*, *Nucl. Phys. Proc. Suppl.* **155** (2006) 222 [[hep-ph/0510278](#)] [[SPIRES](#)]; *Physics reach with a monochromatic neutrino beam from electron capture*, *PoS(HEP2005)182* [[hep-ph/0512297](#)] [[SPIRES](#)]; *Perspectives in neutrino physics: Monochromatic neutrino beams*, [[hep-ph/0512299](#)] [[SPIRES](#)];
- M. Lindroos, J. Bernabeu, J. Burguet-Castell and C. Espinoza, *A monochromatic electron neutrino beam*, *PoS(HEP2005)365* [[SPIRES](#)];
- J. Bernabeu and C. Espinoza, *A monochromatic neutrino beam for θ_{13} and delta*, [[hep-ph/0605132](#)] [[SPIRES](#)];

- C. Espinoza, J. Bernabeu, J. Burguet-Castell and M. Lindroos, *A monochromatic neutrino beam to obtain $U(E3)$ and the CP phase*, *AIP Conf. Proc.* **885** (2007) 89 [SPIRES].
- [53] J. Bernabeu and C. Espinoza, *Energy dependence of CP -violation reach for monochromatic neutrino beam*, *Phys. Lett. B* **664** (2008) 285 [arXiv:0712.1034] [SPIRES]; *Physics potential of SPS upgrade in regard to beta/EC beams*, [hep-ph/0612316](#) [SPIRES]; *Physics potential of beta/EC beams in regard to CP violation in neutrino oscillations*, *AIP Conf. Proc.* **917** (2007) 24 [SPIRES];
C. Espinoza and J. Bernabeu, *The capabilities of monochromatic EC neutrino beams with the SPS upgrade*, *J. Phys. Conf. Ser.* **110** (2008) 082006 [arXiv:0710.5615] [SPIRES].
- [54] J. Sato, *Monoenergetic neutrino beam for long baseline experiments*, *Phys. Rev. Lett.* **95** (2005) 131804 [hep-ph/0503144] [SPIRES].
- [55] M. Rolinec and J. Sato, *Neutrino beams from electron capture at high gamma*, *JHEP* **08** (2007) 079 [hep-ph/0612148] [SPIRES].
- [56] B. Rubio and W. Gelletly, *Beta decay of exotic nuclei*, *Lect. Notes Phys.* **764** (2009) 99.
- [57] M.R. Bhat, *Nuclear data sheets for $A = 148$* , *Nucl. Data Sheets* **89** (2000) 797.
- [58] C.W. Reich, *Nuclear data sheets for $A = 156$* , *Nucl. Data Sheets* **99** (2003) 753.
- [59] A. Algora et al., *Practical applications of the total absorption technique*, in *Proceedings of XXXII Symposium on Nuclear Physics*, Cocoyoc Morelos Mexico (2009);
M.E. Estévez et al., *Systematic study of EC decays in the ^{146}Gd region relevant for a monoenergetic neutrino beam facility*, in *DPG Spring Meeting*, Bochum Germany (2009);
A. Algora, E. Estévez and B. Rubio, private communication.
- [60] H. Keller et al., *Beta-decay energy and atomic mass of ^{148}Tb* , *Z. Phys. A* **352** (1995) 1.
- [61] E. Nácher et al., *Total absorption spectroscopy of the β -decay of ^{148}Tb (2^- and 9^+)*, in *GSI Sci. Report* (2001) 8.
- [62] M. Lindroos, private communication.
- [63] A. Cervera et al., *Golden measurements at a neutrino factory*, *Nucl. Phys. B* **579** (2000) 17 [Erratum *ibid.* **B 593** (2001) 731] [hep-ph/0002108] [SPIRES].
- [64] E.K. Akhmedov, R. Johansson, M. Lindner, T. Ohlsson and T. Schwetz, *Series expansions for three-flavor neutrino oscillation probabilities in matter*, *JHEP* **04** (2004) 078 [hep-ph/0402175] [SPIRES].